



Warhawks Men's Basketball

University of Louisiana at Monroe



ULM (10-17, 7-11 SBC)

WARHAWKS

Fant-Ewing Coliseum (7,000) • Monroe, La.

Radio: - KLIP LA 105.3 FM, Nick White (PXP)

Twitter: @ULM_MBB

ULM Quick Notes

- With seven conference wins, ULM posted the second-most Sun Belt Conference victories in school history since joining the league in 2006-07

- As the No. 7 seed at the SBC Championships, the Warhawks finished three spots ahead of where they were predicted in the Sun Belt Conference Preseason Poll

- ULM more-than doubled both its overall and conference win totals from last season. The Warhawks notched four more conference wins despite playing an 18-game schedule, compared to a 20-game slate last season. ULM was 4-23 overall and 3-17 in SBC play last year

- The Warhawks won the SBC academic team award for the second consecutive year. They once again posted the conference's best cumulative grade-point average to earn the award. The back-to-back awards come just four seasons after the Warhawks were sanctioned by the NCAA for low Academic Progress Rate scores. ULM head coach Keith Richard has completely re-built the program academically for the men's basketball team

- Junior Tylor Ongwae earned All-Conference Third-Team honors, College Sports Madness SBC Fourth-Team recognition and NABC All-District Second-Team. He finished fourth in the league in SBC games in scoring with 17.5 points per game. He tallied double-figures in scoring in 17 of 18 league contests. Ongwae recorded double-digits in 24 of 27 games on the season. He scored a team-high 16.2 points per game on the season and played at least 40 minutes three times. He also led the team in free throw percentage (.764). He's just the second Warhawk to ever earn All-Conference honors from the Sun Belt

- Senior Jayon James was named to the College Sports Madness SBC Third-Team and led the team in rebounds (6.0 rpg) and assists (4.6 apg) and also scored 9.6 points per game. He led the team in assists in 19 games on the season. James posted at least 10 points, five rebounds and five assists nine times on the year. His 4.7 apg in conference games ranked second in the league

- Freshman Nick Coppola was honored with College Sports Madness Freshman of the Year and played nine 40-minute games. He tied the school record of five in-a-row set in 1999-2000 by Maurice Bell. Coppola ranked third in the league in minutes played (36.1 mpg), seventh in three-point field goal percentage (.407) and top-10 in assists (2.9 apg)

ULM MEN'S BASKETBALL SCHEDULE

| | | |
|----------------------|------------------------|------------------------|
| Fri., Nov. 8 | at No. 5 Kansas | L, 80-63 |
| Mon., Nov. 18 | Samford | W, 86-52 |
| Thu., Nov. 21 | at Northwestern St. | W, 84-80 (OT) |
| Mon., Dec. 9 | Thomas | W, 84-61 |
| Sat., Dec. 14 | at LSU | L, 61-54 |
| Wed., Dec. 18 | at Ole Miss | L, 75-62 |
| Sun., Dec. 22 | Louisiana Tech | L, 83-61 |
| Fri., Dec. 27 | at No. 3 Ohio State | L, 71-31 |
| Sat., Jan. 4 | UL-Lafayette* | W, 103-98 (20T) |
| Thurs., Jan. 9 | at UT Arlington* | L, 83-79 (OT) |
| Sat., Jan. 11 | Texas State* | L, 61-36 |
| Thu., Jan. 16 | at Troy* | W, 75-64 |
| Sat., Jan. 18 | at South Alabama* | W, 64-58 |
| Thu., Jan. 23 | WKU* | L, 69-51 |
| Sat., Jan. 25 | Georgia State* | L, 66-58 |
| Thu., Jan. 30 | Arkansas State* | W, 72-65 |
| Sat., Feb. 1 | at UL-Lafayette* | L, 66-50 |
| Thu., Feb. 6 | at Texas State* | L, 65-57 |
| Thu., Feb. 13 | UT Arlington* | L, 85-74 |
| Sat., Feb. 15 | UALR* | W, 65-49 |
| Thu., Feb. 20 | at Georgia State* | L, 75-60 |
| Sat., Feb. 22 | at WKU* | L, 72-63 |
| Thu., Feb. 27 | South Alabama* | W, 71-54 |
| Sat., Mar. 1 | Troy* | L, 61-46 |
| Thu., Mar. 6 | at Arkansas State* | L, 64-58 |
| Sat., Mar. 8 | at UALR* | W, 66-65 |
| Thurs., Mar. 13 | vs. UT Arlington% | L, 68-65 |

All times Central and subject to change. Bold indicates home contests.; *-Sun Belt game; %-SBC Tournament

We are ULM. Please note that there are only two correct versions of our institution's name, the preferred acronym ULM and the full name, the University of Louisiana at Monroe. Any other reference, including Louisiana-Monroe, UL-Monroe, La.-Monroe, LAM, or simply Monroe, are incorrect.

Media Relations Contacts

| | |
|-----------------------------|---------------------------|
| Robbie Kleinmuntz (Primary) | Tom Ritter (Secondary) |
| Assistant Director | Graduate Assistant |
| kleinmuntz@ulm.edu | rittertf@warhawks.ulm.edu |
| O: 318-342-5462 | O: 318-342-5451 |
| C: 847-912-5380 | C: 318-953-0734 |



Warhawks Men's Basketball

University of Louisiana at Monroe



Keith Richard

Head Coach

Fourth Year at ULM
13th Season Overall

Alma Mater: ULM (1982)

THE RICHARD FILE

COACHING HONORS

- 1999 Sun Belt Coach of the Year
- Has been part of the coaching staff for seven NCAA Tournament and three NIT teams

COACHING CAREER

| Season | School | Position | Record |
|---------|----------|----------------------|------------|
| 1984-85 | ULM | Graduate Assistant | 17-12 |
| 1985-86 | ULM | Graduate Assistant | 20-10/NCAA |
| 1986-87 | Marshall | Assistant Coach | 25-6/NCAA |
| 1987-88 | Marshall | Assistant Coach | 24-8/NIT |
| 1988-89 | Marshall | Assistant Coach | 15-15 |
| 1989-90 | ULM | Assistant Coach | 22-8/NCAA |
| 1990-91 | ULM | Assistant Coach | 25-8/NCAA |
| 1991-92 | ULM | Assistant Coach | 19-10/NCAA |
| 1992-93 | ULM | Assistant Coach | 26-5/NCAA |
| 1993-94 | ULM | Assistant Coach | 19-9 |
| 1994-95 | La. Tech | Assistant Coach | 14-13 |
| 1995-96 | La. Tech | Associate Head Coach | 11-17 |
| 1996-97 | La. Tech | Associate Head Coach | 15-14 |
| 1997-98 | La. Tech | Associate Head Coach | 12-15 |
| 1998-99 | La. Tech | Head Coach | 19-9 |
| 1999-00 | La. Tech | Head Coach | 21-8 |
| 2000-01 | La. Tech | Head Coach | 17-12 |
| 2001-02 | La. Tech | Head Coach | 22-10/NIT |
| 2002-03 | La. Tech | Head Coach | 12-15 |
| 2003-04 | La. Tech | Head Coach | 15-15 |
| 2004-05 | La. Tech | Head Coach | 14-15 |
| 2005-06 | La. Tech | Head Coach | 20-13/NIT |
| 2006-07 | La. Tech | Head Coach | 10-20 |
| 2008-09 | LSU | Assistant Coach | 27-8/NCAA |
| 2009-10 | LSU | Assistant Coach | 11-20 |
| 2010-11 | ULM | Head Coach | 7-24 |
| 2011-12 | ULM | Head Coach | 3-26 |
| 2012-13 | ULM | Head Coach | 4-23 |
| 2013-14 | ULM | Head Coach | 10-17 |

PLAYING CAREER

- Played for ULM from 1978-82; Coached by Lenny Fant, Benny Hollis & Mike Vining
- 1979 Atlantic Sun Tournament Champions, NIT
- 1980 Atlantic Sun Regular Season Champions
- 1982 Atlantic Sun Tournament Champions, NCAA
- Two-time team captain ('81 & '82)
- Led team in assists twice

EDUCATION

- Bachelor's degree in general business, ULM (1982)
- Master's degree in guidance counseling, ULM (1986)

ULM Quick Notes Continued...

- The Warhawks ended the regular season with a 66-65 win over UALR on the road. ULM got a pair of defensive stops in the final 25 seconds to hang on. The Warhawks swept the season series over UALR for the first time since 2009-10. Keith Richard improved to 9-6 in his head coaching career against the Trojans

- The Warhawks finished 9-0 when they had at least four double-figure scorers, 6-1 when leading at halftime, 4-0 when scoring at least 80 points and 6-1 when scoring at least 20 points off the bench

- Before ULM's final home game against Troy, seniors Millaun Brown, Marcelis Hansberry, Jayon James, R.J. McCray and Amos Olatayo were honored on Senior Day. All five seniors are on pace to graduate with degrees in May. McCray played his 100th career game in the SBC Tournament against UT Arlington

- Junior Chinedu Amajoyi finished top-10 in the league in three-point field goal percentage at .405 (15-for-37). He has started in 11 of ULM's last 12 games and more than doubled his scoring average in that span. Amajoyi posted a career-high of 12 points, eight rebounds and 34 minutes against the Jaguars at home to lead the Warhawks to a 71-54 win

- In ULM's second meeting against Arkansas State, junior Marvin Williams registered his second double-double of the season with 11 points and 13 rebounds. The 13 rebounds marked a career-high and were the most by a ULM student-athlete in a game this season

- With home wins against UALR, 65-49 and South Alabama, 71-54, ULM won back-to-back home games by double-figures for the first time since 2001-02. It also held opponents to under 55 points in consecutive home wins for the first time since 1983-84. ULM is 390-169 all-time in Fant-Ewing Coliseum and finished 6-6 this season

- In a 72-65 win over Arkansas State on Jan. 30, Amajoyi became the only ULM student-athlete this season to make 10 free throws in a single game.

- The Warhawks swept a road weekend at Troy and South Alabama, defeating the Trojans 75-64 and the Jaguars 64-58. It was ULM's first two-game road winning streak since 2002-03

- Against Troy, the Warhawks shot over 80 percent from the free throw line for the first time this season (14-for-17, .824)

- The Warhawks opened league play with back-to-back overtime games for the first time in school history. ULM is 2-1 in overtime this season, and ULM head coach Keith Richard is 17-8 in his career

- In the first meeting between the Warhawks and the Ragin' Cajuns this season, ULM came away with a 103-98 double overtime victory in the SBC season opener on Jan. 4. Ongwae led the Warhawks with 27 points and 11 rebounds. ULM matched a season-high five double-figure scorers in the contest



Warhawks Men's Basketball

University of Louisiana at Monroe



ULM Quick Notes Continued...

- James also notched a double-double against the Cajuns with 16 points and 12 rebounds. ULM had two student-athletes record a double-double in one game for the first time since Dec. 22, 2009
- ULM's 11 blocks against the Cajuns were the most by the program since Dec. 2, 2006 when it had 10 against William Carey. ULM also held a 54-44 edge on the boards. The Warhawks later topped their season-high with 12 blocks against UALR at home
- The Warhawks played the eighth toughest non-conference schedule in the country, according to cbssports.com. ULM's opponents went a combined 71-30 in non-conference play as the Warhawks took on a pair of top-5 opponents
- ULM went 36 days inbetween its first two losses on the season. It was its longest stretch without a loss since 1993-94 when they went from Jan. 18 - Feb. 28 between defeats
- After defeating Thomas (Ga.) on Dec. 9, the Warhawks won three consecutive games for the first time since 2007-08. They got off to a 3-1 start on the season for the first time since 2004-05
- The Warhawks trailed Northwestern State by 18 in the second half before mounting their biggest comeback of the season on Nov. 21
- In ULM's home opener, it thumped Samford 86-52 on Nov. 18 and was up by 41 at one point in the second half. The 34-point win was the largest margin of victory for ULM since a 97-43 win over Union College (Ky.) on Jan. 3, 2009. It was ULM's most lopsided score over a Division I program since Feb. 3, 2000 when it defeated Lamar 95-58
- Junior Marvin Williams posted a game-high 19 points against No. 5 Kansas in the season opener, outscoring Andrew Wiggins who was named Preseason National Player of the Year by cbssports.com. Williams went 8-for-13 from the field and grabbed a team-high six rebounds in 24 minutes. Wiggins scored 16.
- ULM earned the 2012-13 SBC team academic award (the first of two in a row) and was one of 21 NCAA Division I men's basketball programs to earn Team Academic Excellence Awards from the National Association of Basketball Coaches
- The Warhawks carried a full scholarship roster for the first time under head coach Keith Richard after inheriting APR penalties. Richard is in his fourth season with the program
- ULM played the final 13 games of the season without senior Amos Olatayo after an ACL injury against WKU on Jan. 23. Olatayo was second on the team in scoring (13.2 ppg) and rebounding (5.3 rpg). He had 11 double-figure scoring games including three 20-plus games and one 30-point performance

SUN BELT POSTSEASON AWARDS

All-Conference First-Team

R.J. Hunter (Georgia State, So., Guard)
Elfrid Payton (UL-Lafayette, Jr., G)
Shawn Long (UL-Lafayette, So., F)
Reger Dowell (UT Arlington, Sr., Guard)
Ryan Harrow (Georgia State, R-Jr., G)

All-Conference Second-Team

Augustine Rubit (South Alabama, Sr., F)
Manny Atkins (Georgia State, Sr., F)
Kirk Van Slyke (Arkansas State, Sr., Forward)
T.J. Price (WKU, Jr., G)
Will Neighbour (UALR, Sr., F)

All-Conference Third-Team

Brandon Edwards (UT Arlington, Sr., F)

Taylor Ongwae (ULM, Jr., F)

George Fant (WKU, Jr., F)
Melvin Johnson III (Arkansas State, Sr., G)
Devonta White (Georgia State, Sr., G)

COLLEGE SPORTS MADNESS SBC POSTSEASON AWARDS

CSM All-Conference First-Team

R.J. Hunter (Georgia State, So., Guard)
Elfrid Payton (UL-Lafayette, Jr., G)
Shawn Long (UL-Lafayette, So., F)
Reger Dowell (UT Arlington, Sr., Guard)
Augustine Rubit (South Alabama, Sr., F)

CSM All-Conference Second-Team

Ryan Harrow (Georgia State, R-Jr., G)
Devonta White (Georgia State, Sr., G)
Kirk Van Slyke (Arkansas State, Sr., Forward)
T.J. Price (WKU, Jr., G)
Will Neighbour (UALR, Sr., F)

CSM All-Conference Third-Team

Brandon Edwards (UT Arlington, Sr., F)
George Fant (WKU, Jr., F)
Melvin Johnson III (Arkansas State, Sr., G)
Jayon James (ULM, Sr., F)
Josh Hagins (UALR, So., G)

CSM All-Conference Fourth-Team

Manny Atkins (Georgia State, Sr., F)
Taylor Ongwae (ULM, Jr., F)
Antoine Myers (Troy, Sr., G)
Hunter Williams (Troy, Sr., G)
Joel Wright (Texas State, Sr., F)

CSM Player of the Year: Elfrid Payton, UL-L

CSM Freshman of the Year: Nick Coppola, ULM

CSM Coach of the Year: Ron Hunter, GSU

NABC ALL-DISTRICT AWARDS

NABC District 24 First-Team

R.J. Hunter (Georgia State, So., Guard)
Elfrid Payton (UL-Lafayette, Jr., G)
Shawn Long (UL-Lafayette, So., F)
Kirk Van Slyke (Arkansas State, Sr., F)
Augustine Rubit (South Alabama, Sr., F)

NABC District 24 Second-Team

Ryan Harrow (Georgia State, R-Jr., G)
George Fant (WKU, Jr., F)
Taylor Ongwae (ULM, Jr., F)
T.J. Price (WKU, Jr., G)
Will Neighbour (UALR, Sr., F)



Warhawks Men's Basketball

University of Louisiana at Monroe



WE ARE ULM

12 REGULAR SEASON CHAMPIONSHIPS

1961-62 - Gulf States Conference

1964-65 - Gulf States Conference

1978-79 - Atlantic Sun Conference

1979-80 - Atlantic Sun Conference

1985-86 - Southland Conference

1989-90 - Southland Conference

1990-91 - Southland Conference

1992-93 - Southland Conference

1993-94 - Southland Conference

1995-96 - Southland Conference

1996-97 - Southland Conference

2006-07 - Sun Belt Conference West Division

NINE POST-SEASON APPEARANCES

1978-79 - NIT

1981-82 - NCAA Tournament

1985-86 - NCAA Tournament

1987-88 - NIT

1989-90 - NCAA Tournament

1990-91 - NCAA Tournament

1991-92 - NCAA Tournament

1992-93 - NCAA Tournament

1995-96 - NCAA Tournament

EIGHT TOURNAMENT CHAMPIONSHIPS

1978-79 - Atlantic Sun Conference

1981-82 - Atlantic Sun Conference

1985-86 - Southland Conference

1989-90 - Southland Conference

1990-91 - Southland Conference

1991-92 - Southland Conference

1992-93 - Southland Conference

1995-96 - Southland Conference

Numerical Roster

| No. | Player | Pos. | Ht. | Wt. | Cl. | Hometown (Previous School) |
|-----|--------------------|------|------|-----|-----|--|
| 0 | Marvin Williams | F/C | 6-8 | 245 | JR | Memphis, Tenn. (NW Florida State College) |
| 1 | Jayon James | F | 6-6 | 225 | SR | Paterson, N.J. (Lamar State-Port Arthur) |
| 2 | DeMondre Harvey | F | 6-7 | 210 | SO | Minden, La. (Pearl River CC) |
| 3 | Marcelis Hansberry | G | 6-0 | 185 | SR | Jackson, Miss. (Provine HS) |
| 4 | RJ McCray | G | 6-2 | 190 | SR | Arlington, Texas (Grace Prep Academy) |
| 10 | Amos Olatayo | G | 6-4 | 200 | SR | Houston, Texas (Navarro College) |
| 11 | Nick Coppola | G | 5-11 | 195 | FR | Richmond, Va. (Benedictine Prep) |
| 12 | Tylor Ongwae | F | 6-7 | 205 | JR | Eldoret, Kenya (Ranger College) |
| 13 | Chinedu Amajoyi | G | 6-3 | 195 | JR | Rancho Cucamonga, Calif. (Kilgore College) |
| 15 | Kyle Koszuta | G | 6-2 | 190 | SO | Niceville, Fla. (Niceville HS) |
| 20 | Evan Sims | F/C | 6-8 | 235 | JR | Houston, Texas (Lamar State-Port Arthur) |
| 22 | Lance Richard | G | 5-10 | 170 | FR | Monroe, La. (Sterlington HS) |
| 23 | Millaun Brown | F/C | 6-7 | 230 | SR | Gunnison, Miss. (East Mississippi CC) |
| 33 | Daniel Grieves | G/F | 6-6 | 210 | SO | Bay St. Louis, Miss. (Pearl River CC) |
| 34 | Leon Carswell II | F | 6-3 | 210 | JR | Bossier City, La. (Airline HS) |
| 35 | Colten Ponder | F | 6-5 | 215 | SO | Shreveport, La. (Calvary Baptist HS) |

COACHING STAFF

Head Coach: Keith Richard (ULM '82)

Assistant Coach: Ryan Cross (Buffalo '95)

Assistant Coach: Lonnie Cooper (Louisiana Tech '99)

Assistant Coach J.A. Anglin (LSU Shreveport '10)

Coordinator of Basketball Operations: Wyatt Hodges

PRONUNCIATION

| | | | |
|---------------------|-----------------------|--------------|-----------------|
| Keith/Lance RICHARD | Ree-CHARD | | |
| MILLAUN Brown | Mih-LAHN | TYLOR ONGWAE | Tie-ler Ong-why |
| JAYON James | Jay-AHN | Kyle KOSZUTA | Kus-zoo-tuh |
| AMOS OLATAYO | AIM-uhs Ole-ah-tay-O | Nick COPPOLA | Cuh-pole-luh |
| CHINEDU AMAJOYI | Chin-ih-due Om-uh-joy | | |

BY CLASS

Seniors (5).....Millaun Brown
Marcelis Hansberry
Jayon James
R.J. McCray
Amos Olatayo
 Juniors (5).....Chinedu Amajoyi
Leon Carswell
Tylor Ongwae
Evan Sims
Marvin Williams
 Sophomores (4).....Daniel Grieves
DeMondre Harvey
Kyle Koszuta
Colten Ponder
 Freshmen (2).....Nick Coppola
Lance Richard

BY POSITION

Guards.....Chinedu Amajoyi
Nick Coppola
Marcelis Hansberry
Kyle Koszuta
RJ McCray
Amos Olatayo
Lance Richard
 Guard/Foward.....Daniel Grieves
 Forwards.....Leon Carswell
DeMondre Harvey
Jayon James
Tylor Ongwae
Colten Ponder
 Forward/Center.....Millaun Brown
Evan Sims
Marvin Williams

BY STATE/COUNTRY

California.....Chinedu Amajoyi
 Florida.....Kyle Koszuta
 Kenya.....Tylor Ongwae
 Louisiana.....Leon Carswell
DeMondre Harvey
Colten Ponder
Lance Richard
 Mississippi.....Millaun Brown
Daniel Grieves
Marcelis Hansberry
 New Jersey.....Jayon James
 Tennessee.....Marvin Williams
 Texas.....R.J. McCray
Amos Olatayo
Evan Sims
 Virginia.....Nick Coppola



Warhawks Men's Basketball

University of Louisiana at Monroe



ULM Quick Facts

Location _____ Monroe, La.
Enrollment _____ 8,858
Founded _____ 1931
Nickname/Mascot _____ Warhawks/Ace
Colors _____ Maroon & Gold
President _____ Dr. Nick Bruno
Director of Athletics _____ Brian Wickstrom
Conference _____ Sun Belt
Affiliation _____ NCAA Division I
All-Time Record _____ 909-810 (62nd season)
Winning Seasons _____ 38 (20+ wins 10 times)
Home Venue _____ Fant-Ewing Coliseum (7000)
Playing Surface _____ Maple
Opened _____ 1971
Press Row Phone _____ 318-342-6920

Head Coach _____ Keith Richard
Record at ULM _____ 24-89 (fourth year)
Career Record _____ 174-206 (13th year)
Assistant Coach _____ Ryan Cross
Assistant Coach _____ Lonnie Cooper
Assistant Coach _____ J.A. Anglin
Coordinator of MBB Ops. _____ Wyatt Hodges
Athletic Trainer _____ Jeremy Teblum
Strength Coach _____ Brian Seitz

Website _____ www.ulmwarhawks.com
Facebook _____ www.facebook.com/warhawks
Twitter _____ @ULM_MBB

Number of ULM Double-Figure Scorers by Game

Five Double-Figure Scorers (2-0)

vs. UL-L
(Ongwae/Olatayo/James/Williams/McCray)
vs. USA
(Ongwae/James/Amajoyi/Williams/Coppola)

Four Double-Figure Scorers (7-0)

vs. Sam (Olatayo/James/Ongwae/Grieves)
at NSU (Olatayo/James/Williams/Ongwae)
vs. Thom (Ongwae/Harvey/Williams/James)
at Troy (Ongwae/James/Coppola/Olatayo)
at USA (Ongwae/Olatayo/Coppola/Grieves)
vs. ASU
(Ongwae/Williams/Coppola/Amajoyi)
at UALR
(Ongwae/Coppola/Williams/McCray)

Three Double-Figure Scorers (1-6)

at No. 5 Kansas (Williams/Olatayo/Coppola)
at LSU (Williams/Olatayo/Ongwae)
vs. LA Tech (Ongwae/James/Olatayo)
at UTA (Ongwae/Olatayo/James)
vs. GSU (Ongwae/James/Grieves)
vs. UALR (Ongwae/James/McCray)
at GSU (Coppola/Ongwae/Amajoyi)

Two Double-Figure Scorers (0-7)

at Ole Miss (Olatayo/Ongwae)
vs. WKU (Olatayo/Ongwae)
at Texas State (James/Ongwae)
vs. UTA (Ongwae/James/Coppola)
at WKU (Ongwae/James)
at ASU (Ongwae/Williams)
vs. UTA (Ongwae/Williams)

One Double-Figure Scorer (0-3)

vs. Texas State (Ongwae)
at UL-L (Ongwae)
vs. Troy (Coppola)

Zero Double-Figure Scorers (0-1)

at No. 3 Ohio State

Sun Belt Conference

Preseason Coaches Poll

1. WKU - 91 (5)
2. South Alabama - 78 (2)
3. Arkansas State - 74
- T-4. Georgia State - 73 (2)
- T-4. UL-Lafayette - 73 (1)
6. UALR - 48
7. UT Arlington - 36
8. Texas State - 34
9. Troy - 26
10. ULM - 17

Jayon James

- Preseason SBC
All-Conference
Third-Team

- CSM Preseason
All-SBC
Third-Team

Amos Olatayo

- CSM Preseason
All-SBC
Third-Team

All-Time Series History

vs. UTA

UALR leads 46-15

At ULM: ULM leads 28-4

At UTA: ULM leads 16-9

On Neutral Courts: ULM leads 2-2

2013-14 NON-CONFERENCE STRENGTH OF SCHEDULE RANKINGS

according to cbssports.com (1/1/14)

| RK | School | SOS | Opp. Winning % |
|-----------|------------------|--------------|----------------|
| 1. | New Orleans | .6951 | .7669 |
| 2. | Kansas | .6840 | .7500 |
| 3. | Long Beach State | .6443 | .7166 |
| 4. | BYU | .6323 | .6949 |
| 5. | Massachusetts | .6262 | .6574 |
| 6. | Eastern Michigan | .6192 | .6448 |
| 7. | Colorado | .6162 | .6597 |
| 8. | ULM | .6152 | .6744 |
| 9. | Alabama | .6142 | .6468 |
| 10. | Oakland | .6130 | .6585 |

RICHARD VS. 2013-14 OPPONENTS

| | |
|--------------------|-----------|
| Arkansas State |6-9 |
| Georgia State |0-2 |
| Kansas |0-1 |
| Louisiana Tech |0-4 |
| UL-Lafayette |7-12 |
| LSU |0-2 |
| Northwestern State |2-1 |
| Ohio State |0-1 |
| Ole Miss |0-2 |
| Samford |1-0 |
| South Alabama |6-5 |
| Texas-Arlington |0-3 |
| Texas State |0-2 |
| Thomas |1-0 |
| Troy |1-5 |
| UALR |9-6 |
| WKU |5-9 |



Warhawks Men's Basketball

University of Louisiana at Monroe



In the Regular Season Finale...

ULM Wins 66-65 Thriller over UALR

LITTLE ROCK, Ark. — Leading 66-65, the ULM men's basketball program got a pair of stops in the last 25 seconds to hold off UALR on its Senior Day and on the regular season finale on Saturday at the Jack Stephens Center.

ULM (10-16, 7-11 SBC) was clinging to the one-point lead when UALR's (14-16, 9-9 SBC) Josh Hagins missed a jumper with three seconds left. However, the ball rolled out of bounds off a ULM student-athlete to give the Trojans one last chance. Hagins again got the ball and tossed up a contested runner just outside the paint on the right side that fell short. He was guarded by freshman Nick Coppola and sophomore DeMondre Harvey who came over to help.

Coppola and junior Tylor Ongwae led the Warhawks offensively with 15 points apiece. All 15 of Coppola's points and all 11 of senior R.J. McCray's points came in the first half. Junior Marvin Williams notched 10 points.

Hagins got hot in the second half for the Trojans and scored 18 points, all on three-pointers as he went 6-for-9. James White put in 11 points and Leroy Isler had 10.

The teams exchanged baskets early in the first half with neither team leading by more than three points through the first 12 minutes. Back-to-back three-pointers by McCray and Coppola gave ULM a 22-16 edge, forcing UALR into a timeout with 7:23 left.

The Trojans cut it to a 24-22 deficit, but the Warhawks responded with an 8-0 run to go up 32-22 after another Coppola three-pointer at the 3:11 mark. Ongwae drilled a jumper on ULM's final possession of the half to carry a 35-24 lead into the intermission.

Williams scored the first four points of the second half to put the Warhawks up 39-25. A jumper by junior Chinedu Amajoyi extended the lead to 53-37 with 11:58 remaining.

The Trojans caught fire from beyond-the-arc and came within 58-55 at the 6:36 mark. A converted and-one by Amajoyi put ULM up 66-58 with 4:10 left, but UALR went on a 5-0 run to make it 66-63 with just under two minutes. The Trojans made it a 66-65 game with 1:02 left, and got the ball back with that same score after a pair of missed free throws.

Official Basketball Box Score -- Game Totals -- Final Statistics ULM vs UALR 3/8/14 7:05 PM at Little Rock, Ark. (Jack Stephens Center)

ULM 66 • 10-16, 7-11 SBC

| # | Player | Total | | 3-Ptr | | Rebounds | | | PF | TP | A | TO | Blk | Stl | Min |
|----|------------------|-------|-------|-------|-------|----------|-----|-----|----|----|----|----|-----|-----|-----|
| | | FG | FGA | FG | FGA | Off | Def | Tot | | | | | | | |
| 00 | Williams, Marvin | * | 4-6 | 0-0 | 2-2 | 1 | 1 | 2 | 5 | 10 | 0 | 0 | 1 | 0 | 16 |
| 01 | James, Jayon | * | 3-9 | 0-0 | 0-4 | 2 | 3 | 5 | 3 | 6 | 6 | 5 | 0 | 0 | 40 |
| 11 | Coppola, Nick | * | 6-12 | 3-8 | 0-0 | 0 | 0 | 0 | 1 | 15 | 2 | 1 | 0 | 1 | 40 |
| 12 | Ongwae, Tylor | * | 4-5 | 1-2 | 6-7 | 1 | 6 | 7 | 3 | 15 | 1 | 3 | 1 | 0 | 29 |
| 13 | Amajoyi, Chinedu | * | 2-2 | 0-0 | 2-3 | 0 | 4 | 4 | 0 | 6 | 1 | 2 | 0 | 0 | 23 |
| 02 | Harvey, DeMondre | | 0-2 | 0-0 | 2-2 | 1 | 7 | 8 | 3 | 2 | 0 | 0 | 0 | 0 | 21 |
| 04 | McCray, RJ | | 3-6 | 3-4 | 2-2 | 1 | 1 | 2 | 0 | 11 | 0 | 1 | 0 | 3 | 17 |
| 23 | Brown, Milaun | | 0-0 | 0-0 | 1-2 | 1 | 0 | 1 | 0 | 1 | 0 | 0 | 0 | 0 | 2 |
| 33 | Grievies, Daniel | | 0-4 | 0-4 | 0-0 | 0 | 1 | 1 | 1 | 0 | 1 | 0 | 0 | 0 | 12 |
| | Team | | | | | 3 | 1 | 4 | | | | | | | |
| | Totals | | 22-46 | 7-18 | 15-22 | 10 | 24 | 34 | 16 | 66 | 11 | 12 | 2 | 4 | 200 |

FG % 1st Half: 13-30 43.3% 2nd half: 9-16 56.3% Game: 22-46 47.8%
3FG % 1st Half: 6-12 50.0% 2nd half: 1-6 16.7% Game: 7-18 38.9%
FT % 1st Half: 3-4 75.0% 2nd half: 12-18 66.7% Game: 15-22 68.2%

Deadball
Rebounds
4

UALR 65 • 14-16, 9-9 SBC

| # | Player | Total | | 3-Ptr | | Rebounds | | | PF | TP | A | TO | Blk | Stl | Min |
|----|-------------------|-------|-------|-------|------|----------|-----|-----|----|----|----|----|-----|-----|-----|
| | | FG | FGA | FG | FGA | Off | Def | Tot | | | | | | | |
| 01 | Isler, Leroy | f | 2-5 | 1-3 | 5-6 | 5 | 2 | 7 | 1 | 10 | 1 | 1 | 1 | 2 | 28 |
| 10 | Hill, Maurius | f | 3-5 | 0-0 | 0-1 | 1 | 0 | 1 | 1 | 6 | 2 | 0 | 0 | 2 | 14 |
| 33 | White, James | f | 5-12 | 0-0 | 1-3 | 3 | 3 | 6 | 4 | 11 | 1 | 2 | 0 | 1 | 24 |
| 11 | Smith, DeVonte | g | 1-6 | 0-4 | 0-0 | 0 | 1 | 1 | 2 | 2 | 4 | 0 | 0 | 0 | 31 |
| 24 | Dillard, Ben | g | 1-5 | 0-4 | 2-2 | 0 | 2 | 2 | 0 | 4 | 1 | 0 | 0 | 1 | 34 |
| 03 | Hagins, Josh | | 6-11 | 6-9 | 0-0 | 0 | 2 | 2 | 4 | 18 | 7 | 2 | 2 | 2 | 24 |
| 15 | Billings, Stetson | | 1-2 | 0-0 | 0-0 | 1 | 0 | 1 | 0 | 2 | 0 | 0 | 0 | 0 | 3 |
| 21 | Isom, Mareik | | 2-7 | 2-5 | 0-0 | 1 | 7 | 8 | 2 | 6 | 2 | 1 | 1 | 0 | 21 |
| 55 | Leeper, Gus | | 3-4 | 0-0 | 0-0 | 1 | 0 | 1 | 3 | 6 | 0 | 0 | 1 | 1 | 21 |
| | Team | | | | | 0 | 0 | 0 | | | | | | | |
| | Totals | | 24-57 | 9-25 | 8-12 | 12 | 17 | 29 | 17 | 65 | 18 | 6 | 5 | 8 | 200 |

FG % 1st Half: 10-29 34.5% 2nd half: 14-28 50.0% Game: 24-57 42.1%
3FG % 1st Half: 3-10 30.0% 2nd half: 6-15 40.0% Game: 9-25 36.0%
FT % 1st Half: 1-4 25.0% 2nd half: 7-8 87.5% Game: 8-12 66.7%

Deadball
Rebounds
1

Officials: Byron Evans, Dan Chrisman, Alan Cosby
Technical fouls: ULM-None. UALR-None.
Attendance: 4437

| Score by periods | 1st | 2nd | Total |
|------------------|-----|-----|-------|
| ULM | 35 | 31 | 66 |
| UALR | 24 | 41 | 65 |

| | In | Off | 2nd | Fast | Bench |
|--------|----|-----|-----|------|-------|
| Points | 20 | 14 | 6 | 0 | 14 |
| ULM | 26 | 16 | 12 | 6 | 32 |

Last FG - ULM 2nd-04:10, UALR 2nd-02:52.
Largest lead - ULM by 16 2nd-11:56, UALR by 3 1st-14:44.

Score tied - 4 times.
Lead changed - 4 times.

In the SBC Tournament...

ULM Drops Nailbiter to UTA 68-65

NEW ORLEANS — A back-and-forth battle just didn't end in favor of the ULM men's basketball program as UT Arlington took a 68-65 decision on Thursday in the first round of the Sun Belt Conference Championships at Lakefront Arena.

All-Conference Third-Team selection Tylor Ongwae led ULM (10-17, 7-11 SBC) with a game-high 20 points and five rebounds. Junior Marvin Williams registered 14 points and nine rebounds, and senior Jayon James recorded five points, six rebounds and 10 assists.

UTA (15-16, 9-9 SBC) was paced by Reger Dowell's 18 points and Jamel Outler's 16 points. Lonnie McClanahan and Anthony Walker put in 12 points apiece. Dowell was honored on the SBC All-Conference First-Team.

The Warhawks went into the break leading 36-32 and extended the lead to 38-32 early in the second half after a jumper by freshman Nick Coppola. UTA responded with an 8-2 run to tie it, 40-40 with 15:56 remaining.

After UTA went up 52-49, the Warhawks answered with a 7-0 run, capped by a jumper from Ongwae, to go up 56-52 with 7:38 left. The Mavs would hit a pair of three-pointers to level the score 60-60 heading into the final media timeout. UTA continued to spurt and led 65-60 when Ongwae drilled a three-pointer to make it 65-63 with 2:37 to go.

ULM was down 68-65 with 10 seconds left with the ball, but missed a three-pointer in the closing seconds in an attempt to send the game into overtime.

Official Basketball Box Score -- Game Totals -- Final Statistics ULM vs UT Arlington 3/13/14 8:30 p.m. at Lakefront Arena/New Orleans, LA

ULM 65 • 10-17

| # | Player | Total | | 3-Ptr | | Rebounds | | | PF | TP | A | TO | Blk | Stl | Min |
|----|------------------|-------|-------|-------|-------|----------|-----|-----|----|----|----|----|-----|-----|-----|
| | | FG | FGA | FG | FGA | Off | Def | Tot | | | | | | | |
| 01 | James, Jayon | f | 1-9 | 0-2 | 3-4 | 1 | 5 | 6 | 2 | 5 | 10 | 2 | 1 | 2 | 40- |
| 12 | Ongwae, Tylor | f | 8-18 | 1-6 | 3-5 | 4 | 1 | 5 | 5 | 20 | 1 | 2 | 0 | 0 | 26 |
| 00 | Williams, Marvin | c | 6-9 | 0-0 | 2-5 | 5 | 4 | 9 | 4 | 14 | 0 | 3 | 0 | 0 | 35 |
| 11 | Coppola, Nick | g | 3-12 | 0-5 | 1-2 | 1 | 4 | 5 | 3 | 7 | 3 | 1 | 0 | 0 | 36 |
| 13 | Amajoyi, Chinedu | g | 0-1 | 0-1 | 0-0 | 0 | 3 | 3 | 0 | 0 | 0 | 2 | 0 | 0 | 27 |
| 02 | Harvey, DeMondre | | 1-1 | 0-0 | 3-3 | 0 | 0 | 0 | 2 | 5 | 0 | 0 | 0 | 0 | 9 |
| 04 | McCray, RJ | | 2-3 | 1-1 | 0-0 | 0 | 0 | 0 | 1 | 5 | 1 | 0 | 0 | 1 | 13 |
| 33 | Grievies, Daniel | | 3-8 | 3-7 | 0-0 | 1 | 3 | 4 | 1 | 9 | 0 | 0 | 0 | 0 | 14 |
| | Team | | | | | 3 | 4 | 7 | | | | | | | |
| | Totals | | 24-61 | 5-22 | 12-19 | 15 | 24 | 39 | 18 | 65 | 15 | 10 | 1 | 3 | 200 |

FG % 1st Half: 13-30 43.3% 2nd half: 11-31 35.5% Game: 24-61 39.3%
3FG % 1st Half: 4-10 40.0% 2nd half: 1-12 8.3% Game: 5-22 22.7%
FT % 1st Half: 6-10 60.0% 2nd half: 6-9 66.7% Game: 12-19 63.2%

Deadball
Rebounds
6,1

UT Arlington 68 • 15-16

| # | Player | Total | | 3-Ptr | | Rebounds | | | PF | TP | A | TO | Blk | Stl | Min |
|----|--------------------|-------|-------|-------|-------|----------|-----|-----|----|----|----|----|-----|-----|-----|
| | | FG | FGA | FG | FGA | Off | Def | Tot | | | | | | | |
| 35 | Edwards, Brandon | f | 1-3 | 1-2 | 0-2 | 1 | 11 | 12 | 2 | 3 | 1 | 1 | 2 | 0 | 35 |
| 44 | Walker, Anthony | f | 5-6 | 0-0 | 2-3 | 6 | 4 | 10 | 3 | 12 | 0 | 0 | 3 | 0 | 31 |
| 01 | Dowell, Reger | g | 6-18 | 2-11 | 4-6 | 0 | 1 | 1 | 2 | 18 | 4 | 3 | 0 | 1 | 35 |
| 12 | White-Miller, Shaq | g | 1-3 | 0-1 | 0-0 | 0 | 1 | 1 | 2 | 2 | 2 | 2 | 0 | 0 | 18 |
| 15 | McElvain, Kyle | g | 1-5 | 1-5 | 0-0 | 0 | 0 | 0 | 1 | 3 | 1 | 0 | 0 | 1 | 13 |
| 03 | Outler, Jamel | | 5-7 | 3-5 | 3-3 | 0 | 1 | 1 | 3 | 16 | 1 | 1 | 0 | 0 | 28 |
| 11 | Williams, Brandon | | 0-0 | 0-0 | 0-0 | 0 | 1 | 1 | 3 | 0 | 0 | 0 | 0 | 0 | 7 |
| 12 | Dillard, Vincent | | 1-3 | 0-0 | 0-0 | 1 | 1 | 2 | 0 | 2 | 0 | 0 | 0 | 0 | 7 |
| 23 | McClanahan, Lonnie | | 3-10 | 0-0 | 6-7 | 1 | 3 | 4 | 2 | 12 | 1 | 1 | 0 | 0 | 26 |
| | Team | | | | | 1 | 0 | 1 | | | | | | | |
| | Totals | | 23-55 | 7-24 | 15-21 | 10 | 23 | 33 | 18 | 68 | 10 | 8 | 5 | 2 | 200 |

FG % 1st Half: 10-29 34.5% 2nd half: 13-26 50.0% Game: 23-55 41.8%
3FG % 1st Half: 5-16 31.3% 2nd half: 2-8 25.0% Game: 7-24 29.2%
FT % 1st Half: 7-8 87.5% 2nd half: 8-13 61.5% Game: 15-21 71.4%

Deadball
Rebounds
3

Officials: Tim Gattis, Bruce Benedict, Ray Acosta
Technical fouls: ULM-None. UT Arlington-None.
Attendance:

| Score by periods | 1st | 2nd | Total |
|------------------|-----|-----|-------|
| ULM | 36 | 29 | 65 |
| UT Arlington | 32 | 36 | 68 |

| | In | Off | 2nd | Fast | Bench |
|--------|----|-----|-----|------|-------|
| Points | 32 | 13 | 5 | 19 | 19 |
| ULM | 26 | 13 | 16 | 13 | 30 |

Last FG - ULM 2nd-00:53, UTA 2nd-01:37.
Largest lead - ULM by 6 1st-01:44, UTA by 6 1st-09:47.

Score tied - 11 times.
Lead changed - 11 times.



Warhawks Men's Basketball

University of Louisiana at Monroe



Opening Round
Thursday, March 13

Quarterfinals
Friday, March 14

Semifinals
Saturday, March 15

Championship
Sunday, March 16

No. 5 UALR - 74

6 p.m. (CT)
Sun Belt Network
ESPN3
No. 8 Troy - 61

No. 5 UALR - 114

6 p.m. (CT)
Sun Belt Network
ESPN3
40T
No. 4 Arkansas St. - 116

No. 4 Arkansas St. - 45

2 p.m. (CT)
Sun Belt Network
ESPN3

No. 1 Georgia St. - 81

No. 1 Georgia St. - 72

12 p.m. (CT)
ESPN2



Champion

No. 2 WKU - 72

4:30 p.m. (CT)
Sun Belt Network
ESPN3

No. 3 UL Lafayette - 82

No. 3 UL Lafayette - 91

No. 3 UL Lafayette - 73

8:30 p.m. (CT)
Sun Belt Network
ESPN3

No. 6 UT Arlington - 68

8:30 p.m. (CT)
Sun Belt Network
ESPN
No. 7 UL Monroe - 65

No. 6 UT Arlington - 85

SUN BELT CONFERENCE STANDINGS

| School | SBC | Pct. | Overall | Pct. | Streak |
|-------------------|-------------|-------------|--------------|-------------|-----------|
| 1. Georgia State | 17-1 | .944 | 25-8 | .758 | L1 |
| 2. WKU | 12-6 | .667 | 20-12 | .625 | L2 |
| 3. UL-Lafayette | 11-7 | .611 | 23-11 | .676 | W4 |
| 4. Arkansas State | 10-8 | .556 | 19-13 | .594 | L1 |
| 5. UALR | 9-9 | .500 | 15-17 | .469 | L1 |
| 6. UT Arlington | 9-9 | .500 | 15-17 | .469 | L1 |
| 7. ULM | 7-11 | .389 | 10-17 | .370 | L1 |
| 8. Troy | 6-12 | .333 | 11-20 | .355 | L1 |
| 9. South Alabama | 5-13 | .278 | 11-20 | .355 | W2 |
| 10. Texas State | 4-14 | .222 | 8-23 | .258 | L5 |



SUN BELT[™]
CONFERENCE



Warhawks Men's Basketball

University of Louisiana at Monroe



Number of times in 2013-14 a ULM student-athlete has led the team in...

| Points | | Free Throws Made | | Blocks | |
|---------------------|----|---------------------|----|--|----|
| Taylor Ongwae | 17 | Taylor Ongwae | 17 | Taylor Ongwae | 9 |
| Jayon James | 3 | Jayon James | 6 | Jayon James | 8 |
| Amos Olatayo | 3 | Marvin Williams | 4 | DeMondre Harvey | 6 |
| Nick Coppola | 3 | Amos Olatayo | 2 | Marvin Williams | 6 |
| Marvin Williams | 2 | Chinedu Amajoyi | 1 | Amos Olatayo | 4 |
| | | Nick Coppola | 1 | Chinedu Amajoyi | 2 |
| | | DeMondre Harvey | 1 | Millaun Brown | 1 |
| | | Kyle Koszuta | 1 | Evan Sims | 1 |
| | | R.J. McCray | 1 | | |
| Rebounds | | Free Throw Attempts | | Steals | |
| Taylor Ongwae | 9 | Taylor Ongwae | 14 | Jayon James | 12 |
| Jayon James | 8 | Jayon James | 7 | Taylor Ongwae | 12 |
| Marvin Williams | 5 | Amos Olatayo | 3 | Nick Coppola | 5 |
| DeMondre Harvey | 4 | Nick Coppola | 2 | DeMondre Harvey | 5 |
| Amos Olatayo | 3 | Marvin Williams | 2 | Chinedu Amajoyi | 4 |
| Nick Coppola | 1 | Chinedu Amajoyi | 1 | R.J. McCray | 4 |
| | | DeMondre Harvey | 1 | Marvin Williams | 4 |
| | | R.J. McCray | 1 | Kyle Koszuta | 3 |
| | | | | Amos Olatayo | 3 |
| | | | | Evan Sims | 1 |
| Assists | | 3FG Made | | Minutes | |
| Jayon James | 19 | Daniel Grievies | 11 | Nick Coppola | 12 |
| Nick Coppola | 10 | Taylor Ongwae | 7 | Taylor Ongwae | 8 |
| Kyle Koszuta | 2 | Amos Olatayo | 7 | Jayon James | 7 |
| R.J. McCray | 2 | Nick Coppola | 5 | Amos Olatayo | 2 |
| Daniel Grievies | 1 | Chinedu Amajoyi | 4 | Daniel Grievies | 1 |
| Taylor Ongwae | 1 | Taylor Ongwae | 3 | Kyle Koszuta | 1 |
| | | Kyle Koszuta | 2 | R.J. McCray | 1 |
| Field Goals Made | | 3FG Attempts | | <i>Note: If multiple student-athletes tie in a category in a single game, they all receive credit for leading the team</i> | |
| Taylor Ongwae | 17 | Daniel Grievies | 10 | | |
| Amos Olatayo | 4 | Amos Olatayo | 7 | | |
| Marvin Williams | 3 | Nick Coppola | 5 | | |
| Jayon James | 3 | Chinedu Amajoyi | 4 | | |
| Nick Coppola | 3 | Taylor Ongwae | 3 | | |
| Field Goal Attempts | | | | | |
| Taylor Ongwae | 20 | | | | |
| Amos Olatayo | 4 | | | | |
| Jayon James | 2 | | | | |
| Nick Coppola | 1 | | | | |
| Daniel Grievies | 1 | | | | |
| Marvin Williams | 1 | | | | |

Double-Doubles

2013-14 Season

Taylor Ongwae (3)
27 pt, 11 reb vs. ULL (1/4/14)
27 pt, 10 reb vs. GSU (1/25/14)
16 pt, 11 reb at ULL (2/1/14)

Jayon James (2)
16 pt, 12 reb vs. ULL (1/4/14)
12 pt, 11 reb vs. UALR (2/15/14)

Marvin Williams (2)
13 pt, 10 reb at NSU (11/21/13)
11 pt, 13 reb at ASU (3/6/14)

Career

Jayon James (7)
10 pt, 12 reb vs SLU (12/10/12)
26 pt, 10 reb vs FAU (12/12/12)
11 pt, 12 reb vs SU (12/13/12)
19 pt, 10 reb at NT (1/5/13)
11 pt, 15 ast at FIU (2/2/13)
16 pt, 12 reb vs. ULL (1/4/14)
12 pt, 11 reb vs. UALR (2/15/14)

Individual Career Totals for Returning Student-Athletes

Only includes statistics at ULM

Points

A. Olatayo 549
J. James 513
R.J. McCray 437
M. Hansberry 390
M. Brown 191
K. Koszuta 141

Steals

J. James 70
R.J. McCray 63
M. Hansberry 46
A. Olatayo 46
K. Koszuta 32
M. Brown 27

Field Goals M-A

A. Olatayo 203-444
J. James 197-451
R.J. McCray 157-372
M. Hansberry 142-353
M. Brown 84-150
K. Koszuta 46-129

Free Throws M-A

J. James 115-228
A. Olatayo 99-170
R.J. McCray 82-127
M. Hansberry 80-124
M. Brown 23-59
K. Koszuta 15-24

Rebounds

J. James 328
A. Olatayo 207
M. Brown 180
R.J. McCray 154
M. Hansberry 137
K. Koszuta 33

Three-Pointers M-A

A. Olatayo 44-148
R.J. McCray 41-116
K. Koszuta 34-89
M. Hansberry 26-107
J. James 4-39

Assists

J. James 261
R.J. McCray 133
M. Hansberry 110
K. Koszuta 55
A. Olatayo 31
M. Brown 15

Games/Starts

R.J. McCray 100/36
M. Hansberry 71/28
J. James 54/52
K. Koszuta 48/2
M. Brown 45/26
A. Olatayo 37/30

Minutes

R.J. McCray 1951
J. James 1739
M. Hansberry 1387
A. Olatayo 1101
M. Brown 905
K. Koszuta 607

Blocks

J. James 29
A. Olatayo 17
R.J. McCray 16
M. Brown 10
M. Hansberry 2

Double-Figures and Categorical Highs

| Double-Figures | Season 10+ Points | Season 10+ Rebs | Season 10+ Asts |
|-----------------|------------------------|-----------------|-----------------|
| Taylor Ongwae | 24 times (20+ 9 times) | 3 times | |
| Jayon James | 13 times | 3 times | 1 time |
| Amos Olatayo | 11 times (20+ 3 times) | | |
| Nick Coppola | 9 times | | |
| Marvin Williams | 9 times | 2 times | |
| Daniel Grievies | 3 times | | |
| Chinedu Amajoyi | 3 times | | |
| R.J. McCray | 3 times | | |
| DeMondre Harvey | 1 time | | |

| Double-Figures | Career 10+ Points | Career 10+ Rebs | Career 10+ Asts |
|--------------------|-------------------------|-----------------|-----------------|
| Amos Olatayo | 28 times (20+ 12 times) | 1 time | |
| Jayon James | 26 times (20+ 1 time) | 9 times | 3 times |
| Taylor Ongwae | 24 times (20+ 9 times) | 3 times | |
| Marcelis Hansberry | 15 times (20+ 1 time) | | |
| R.J. McCray | 14 times | | |
| Nick Coppola | 9 times | | |
| Marvin Williams | 9 times | 2 times | |
| Millaun Brown | 5 times (20+ 1 time) | 1 time | |
| Kyle Koszuta | 3 times | | |
| Daniel Grievies | 3 times | | |
| Chinedu Amajoyi | 3 times | | |
| DeMondre Harvey | 1 time | | |

Single-Game Categorical Highs 2013-14

| | |
|------------------|--|
| Points | Amos Olatayo - 30, at NSU |
| Field Goals Made | Amos Olatayo/Taylor Ongwae - 11 (Olatayo at NSU) (Ongwae vs ULL) |
| 3FG Made | Amos Olatayo/Taylor Ongwae/Nick Coppola - 4 |
| Free Throws Made | Chinedu Amajoyi - 10 (vs. Arkansas State) |
| Rebounds | Marvin Williams - 13 (at Arkansas State) |
| Assists | Jayon James - 10 (vs. UTA) |
| Steals | Taylor Ongwae - 5 (vs. UALR) |
| Blocks | Jayon James/Amos Olatayo - 5 (James vs. UALR) (Olatayo vs. ULL) |



Warhawks Men's Basketball

University of Louisiana at Monroe



The Last Time ULM...

Scored 100 or more points
Scored 90 or more points
Scored 80 or more points
Scored fewer than 40 points
Held an opponent to under 50 points
Held an opponent to under 40 points
Won by 30 or more points
Won by 40 or more points
Won by 50 or more points
Won by 60 or more points
Had four double-digit scorers
Had five double-digit scorers
Had no double-digit scorers
Had 20 or more assists
Had fewer than 10 assists
Had 10 or more blocks
Had 10 or more steals
Had 20 or more turnovers
Had fewer than 10 turnovers
Made 30 or more field goals
Made 40 or more field goals
Made 50 or more field goals
Shot over 50 pct from field
Shot over 60 pct from field
Shot less than 20 pct from field
Made 10 or more 3-pointers
Made 15 or more 3-pointers
Shot over 50 pct from 3FG
Shot over 60 pct from 3FG
Shot less than 20 pct from 3FG
Made 20 or more free throws
Made 30 or more free throws
Shot over 80 pct free throws
Shot over 90 pct free throws
Won on a buzzer beater
Lost on a buzzer beater
Won on the last possession
Lost on the last possession
Won in overtime
Won in double overtime
Won in triple overtime
Had two double-doubles in one game
Had two 20+ scorers in one game

105, vs. UL-Lafayette (1/4/2014)
105, vs. UL-Lafayette (1/4/2014)
105, vs. UL-Lafayette (1/4/2014)
36, vs. Texas State (1/11/2014)
49, vs. UALR (2/15/2014)
37, vs. LeTourneau (11/25/1991)
34, vs. Samford (11/18/2013)
54, vs. Union College (1/3/2009)
54, vs. Union College (1/3/2009)
63, vs. LeTourneau (11/25/1991)
at UALR (3/10/2014)
vs. South Alabama (2/27/2014)
at No. 3 Ohio State (12/27/2013)
20, at FIU (2/2/2013)
6, at Arkansas State (3/6/2014)
12, vs. UALR (2/15/2014)
12, vs. UALR (2/15/2014)
20, vs. Thomas (12/9/2013)
9, vs. South Alabama (2/27/2014)
33, at UT Arlington (1/9/2014)
41, vs. Texas College (12/22/2003)
51, vs. Georgia Southern (2/8/1979)
.509 (27-53), vs. South Alabama (2/27/2014)
.620 (31-50), at Nicholls State (11/28/2011)
.185 (10-54) at No. 3 Ohio State (12/27/2013)
10, at UT Arlington (1/9/2014)
15, vs. Middle Tennessee (1/24/2008)
.643 (9-14), at Troy (1/16/2014)
.643 (9-14), at Troy (1/16/2014)
.190 (4-21), vs. Georgia State (1/25/2014)
24, vs. UL-Lafayette (1/4/2014)
30, vs. Troy (12/31/2009)
.824 (14-17), at Troy (1/16/2014)
1.000 (5-5), at Texas A&M (12/10/2011)
W, 60-58, vs. SFA (Malcolm Thomas Jumper) (11/25/2008)
L, 76-73, at La. Tech (Kyle Gibson 3FG) (12/2/2009)
W, 66-65, at UALR (Pair of defensive stands) (3/10/2014)
L, 65-64, vs. SFA (Zac Downing 3FG, 4 secs) (11/23/2010)
W, 103-98 (2OT), vs. UL-Lafayette (1/4/2014)
W, 103-98 (2OT), vs. UL-Lafayette (1/4/2014)
W, 107-106 (3OT), at La. Tech (1/5/1970)
Tylor Ongwae & Jayon James, vs. UL-Lafayette (1/4/2014)
Tylor Ongwae (25) & Amos Olatayo (20), at UT Arlington (1/9/2014)

A ULM Player...

Had a double-double (pts-rbs)
Had a double-double (pts-asts)
Had a triple-double
Had 20 points or more
Had 30 points or more
Had 40 points or more
Had 50 points or more
Made 10 or more field goals
Made 15 or more field goals
Made five or more 3FG
Made 10 or more FT
Had 10 or more rebounds
Had 15 or more rebounds
Had 20 or more rebounds
Had 25 or more rebounds
Had 30 or more rebounds
Had 10 or more assists
Had 15 or more assists
Had five or more steals
Had 10 or more steals
Had five or more blocks
Had 10 or more blocks
Played 40 minutes or more

Marvin Williams (11 pts, 13 rebs) at ASU (3/6/2014)
Jayon James (11 pts and 15 asts), at FIU (2/2/2013)
Wojciech Mydra (11 pts, 10 rebs, 10 blks) vs. SHSU (1/24/2002)
Tylor Ongwae (20), vs. UT Arlington (3/13/2014)
Amos Olatayo (30), at Northwestern State (11/21/2013)
Henry Steele (40), vs. Louisiana College (1/23/1971)
Glynn Saulters (51), vs. Nicholls State (1/1/1968)
Tylor Ongwae (10), vs. Georgia State (1/25/2014)
Mike Smith (15), vs. Houston (12/15/1999)
Trent Mackey (5), vs. North Texas (2/14/2013)
Chinedu Amajoyi (10-12), vs. Arkansas State (1/30/2014)
Marvin Williams (13), at Arkansas State (3/6/2014)
Lance Brasher (17), vs. Middle Tennessee (1/24/2008)
DeAndre Alexander (20), vs. Lamar (3/2/2005)
Calvin Natt (25), vs. Miss. State (12/5/1978)
Calvin Natt (31) vs. Georgia Southern (12/29/1976)
Jayon James (10), vs. UT Arlington (3/13/2014)
Larry Saults (19), vs. Mississippi College (1/7/1970)
Tylor Ongwae (5), vs. UALR (2/15/2014)
Arthur Hayes (10), vs. McNeese State (1983)
Jayon James (5), vs. UALR (2/15/2014)
Wojciech Mydra (13), vs. UTSA (3/2/2002)
Jayon James (40), vs. UT Arlington (3/13/2014)

MISCELLANEOUS STATS 2013-14

Largest halftime lead

24, vs. Thomas, 46-22

Largest halftime deficit

21, at No. 3 OSU, 41-20

Largest halftime lead surrendered in a loss

4, vs. UT Arlington, 36-32 (lost 68-65)

Largest halftime deficit overcome in a win

7, at South Alabama, 34-27 (won 64-58)

Largest lead any time

41, vs. Samford, 84-43, 3:01 left 2H

Largest deficit any time

40, at No. 3 OSU, 71-31, 58 secs left 2H

Largest lead surrendered in a loss

8, at UL-Lafayette (2/1/2014)

Largest deficit overcome in a win

18, at Northwestern State (11/21/13)

Most points scored in a half

46, vs. Thomas, first half

Fewest points scored in a half

9, vs. Texas State, second half

Most points allowed in a half

48, vs. LA Tech, first half

Fewest points allowed in a half

13, vs. UALR, first half

Largest Rebounding Advantage

+18, vs. Thomas, 41-23

Largest Rebounding Disadvantage

-15, at WKU, 43-28

Highest Plus Turnover Differential

+7, vs. Arkansas State, 14-7

Highest Minus Turnover Differential

-14, at NSU, 29-15

Most 3FG Made In a Game

10, at UT Arlington (10-23)

Most 3FG Allowed in a Game

13, at UT Arlington (13-29)



Warhawks Men's Basketball

University of Louisiana at Monroe



2013-14 ULM MEN'S BASKETBALL ULM Combined Team Statistics (as of Mar 18, 2014) All games

Overall Stats

| RECORD: | OVERALL | HOME | AWAY | NEUTRAL |
|----------------|---------|------|------|---------|
| ALL GAMES | 10-17 | 6-6 | 4-10 | 0-1 |
| CONFERENCE | 7-11 | 4-5 | 3-6 | 0-0 |
| NON-CONFERENCE | 3-6 | 2-1 | 1-4 | 0-1 |

| # | Player | gp-gs | min | avg | Total | | 3-Point | | F-Throw | | Rebounds | | | | | | | | | | | |
|----------------|------------------|-------|------|------|----------|------|---------|------|---------|-------|----------|-----|-----|------|-----|----|-----|-----|-----|-----|------|------|
| | | | | | fg-fga | fg% | 3fg-fga | 3fg% | ft-fa | ft% | off | def | tot | avg | pf | dq | a | to | blk | stl | pts | avg |
| 12 | Ongwae,Tylor | 27-27 | 863 | 32.0 | 152-360 | .422 | 27-100 | .270 | 107-140 | .764 | 49 | 107 | 156 | 5.8 | 78 | 4 | 39 | 51 | 19 | 30 | 438 | 16.2 |
| 10 | Olatayo,Amos | 14-11 | 392 | 28.0 | 68-150 | .453 | 20-63 | .317 | 29-51 | .569 | 22 | 52 | 74 | 5.3 | 23 | 0 | 10 | 32 | 8 | 13 | 185 | 13.2 |
| 01 | James,Jayon | 27-26 | 847 | 31.4 | 97-204 | .475 | 1-12 | .083 | 64-117 | .547 | 29 | 134 | 163 | 6.0 | 73 | 2 | 124 | 72 | 19 | 31 | 259 | 9.6 |
| 00 | Williams,Marvin | 25-21 | 605 | 24.2 | 89-183 | .486 | 1-5 | .200 | 34-57 | .596 | 51 | 69 | 120 | 4.8 | 76 | 3 | 11 | 38 | 23 | 13 | 213 | 8.5 |
| 11 | Coppola,Nick | 27-27 | 899 | 33.3 | 65-174 | .374 | 26-74 | .351 | 30-45 | .667 | 13 | 58 | 71 | 2.6 | 57 | 2 | 88 | 61 | 0 | 12 | 186 | 6.9 |
| 04 | McCray,RJ | 23-2 | 356 | 15.5 | 34-85 | .400 | 14-35 | .400 | 17-23 | .739 | 6 | 20 | 26 | 1.1 | 24 | 0 | 23 | 22 | 4 | 15 | 99 | 4.3 |
| 33 | Grieves,Daniel | 25-1 | 318 | 12.7 | 36-102 | .353 | 29-85 | .341 | 5-8 | .625 | 9 | 29 | 38 | 1.5 | 40 | 0 | 9 | 9 | 2 | 5 | 106 | 4.2 |
| 13 | Amajoyi,Chinedu | 22-14 | 381 | 17.3 | 25-69 | .362 | 15-40 | .375 | 26-36 | .722 | 10 | 57 | 67 | 3.0 | 17 | 0 | 12 | 19 | 2 | 9 | 91 | 4.1 |
| 02 | Harvey,DeMondre | 27-4 | 385 | 14.3 | 34-64 | .531 | 0-0 | .000 | 16-30 | .533 | 34 | 59 | 93 | 3.4 | 54 | 2 | 14 | 17 | 13 | 13 | 84 | 3.1 |
| 34 | Carswell II,Leon | 1-0 | 5 | 5.0 | 0-0 | .000 | 0-0 | .000 | 2-2 | 1.000 | 0 | 2 | 2 | 2.0 | 1 | 0 | 0 | 2 | 0 | 0 | 2 | 2.0 |
| 15 | Koszuta,Kyle | 21-0 | 193 | 9.2 | 14-46 | .304 | 10-35 | .286 | 2-6 | .333 | 2 | 6 | 8 | 0.4 | 13 | 0 | 7 | 8 | 0 | 9 | 40 | 1.9 |
| 23 | Brown,Millaun | 18-1 | 163 | 9.1 | 10-20 | .500 | 0-0 | .000 | 6-17 | .353 | 21 | 14 | 35 | 1.9 | 25 | 1 | 2 | 11 | 2 | 3 | 26 | 1.4 |
| 20 | Sims,Evan | 9-1 | 91 | 10.1 | 4-13 | .308 | 0-1 | .000 | 1-4 | .250 | 3 | 6 | 9 | 1.0 | 17 | 1 | 2 | 6 | 2 | 1 | 9 | 1.0 |
| 35 | Ponder,Colten | 1-0 | 2 | 2.0 | 0-0 | .000 | 0-0 | .000 | 0-0 | .000 | 0 | 0 | 0 | 0.0 | 0 | 0 | 0 | 0 | 0 | 0 | 0 | 0.0 |
| Team | | | | | | | | | | | 38 | 43 | 81 | | | | 10 | | | | | |
| Total..... | | 27 | 5500 | | 628-1470 | .427 | 143-450 | .318 | 339-536 | .632 | 287 | 656 | 943 | 34.9 | 498 | 15 | 341 | 358 | 94 | 154 | 1738 | 64.4 |
| Opponents..... | | 27 | 5500 | | 652-1516 | .430 | 177-543 | .326 | 370-562 | .658 | 297 | 647 | 944 | 35.0 | 470 | - | 343 | 296 | 108 | 193 | 1851 | 68.6 |

| TEAM STATISTICS | ULM | OPP | Date | Opponent | Score | Att. |
|------------------------|----------|----------|------------|-----------------------|------------|-------|
| SCORING | 1738 | 1851 | 11/08/13 | at Kansas | L 63-80 | 16300 |
| Points per game | 64.4 | 68.6 | 11/18/13 | SAMFORD | W 86-52 | 1503 |
| Scoring margin | -4.2 | - | 11/21/13 | at Northwestern State | Wot 84-80 | 1723 |
| FIELD GOALS-ATT | 628-1470 | 652-1516 | 12/09/13 | THOMAS | W 84-61 | 1001 |
| Field goal pct | .427 | .430 | 12/14/13 | at LSU | L 54-61 | 7623 |
| 3 POINT FG-ATT | 143-450 | 177-543 | 12/18/13 | at Ole Miss | L 62-75 | 5754 |
| 3-point FG pct | .318 | .326 | 12/22/13 | LOUISIANA TECH | L 61-83 | 4107 |
| 3-pt FG made per game | 5.3 | 6.6 | 12/27/13 | at Ohio State | L 31-71 | 18534 |
| FREE THROWS-ATT | 339-536 | 370-562 | * 01/04/14 | ULL | Wo2 103-98 | 1482 |
| Free throw pct | .632 | .658 | * 1/9/2014 | at UT Arlington | Lot 79-83 | 1059 |
| F-Throws made per game | 12.6 | 13.7 | * 01/11/14 | TEXAS STATE | L 36-61 | 1106 |
| REBOUNDS | 943 | 944 | * 01/16/14 | at Troy | W 75-64 | 2038 |
| Rebounds per game | 34.9 | 35.0 | * 01/18/14 | at South Alabama | W 64-58 | 2385 |
| Rebounding margin | +0.0 | - | * 01/23/14 | WKU | L 51-69 | 1528 |
| ASSISTS | 341 | 343 | * 01/25/14 | GEORGIA STATE | L 58-66 | 1682 |
| Assists per game | 12.6 | 12.7 | * 01/30/14 | ARKANSAS STATE | W 72-65 | 1186 |
| TURNOVERS | 358 | 296 | * 02-01-14 | at ULL | L 50-66 | 4685 |
| Turnovers per game | 13.3 | 11.0 | * 2/6/14 | at Texas State | L 57-65 | 0 |
| Turnover margin | -2.3 | - | * 02/13/14 | UT ARLINGTON | L 74-85 | 1161 |
| Assist/turnover ratio | 1.0 | 1.2 | * 02/15/14 | UALR | W 65-49 | 1058 |
| STEALS | 154 | 193 | * 02/20/14 | at Georgia State | L 60-75 | 1809 |
| Steals per game | 5.7 | 7.1 | * 02/22/14 | at WKU | L 63-72 | 5272 |
| BLOCKS | 94 | 108 | * 02/27/14 | SOUTH ALABAMA | W 71-54 | 963 |
| Blocks per game | 3.5 | 4.0 | * 03/01/14 | TROY | L 46-61 | 1376 |
| ATTENDANCE | 18153 | 73948 | * 3/6/14 | at Arkansas State | L 58-64 | 2329 |
| Home games-Avg/Game | 12-1513 | 14-5282 | * 3/8/14 | at UALR | W 66-65 | 4437 |
| Neutral site-Avg/Game | - | 1-0 | 3/13/14 | vs UT Arlington | L 65-68 | 0 |

| Score by Periods | 1st | 2nd | OT | OT2 | Totals |
|------------------|-----|-----|----|-----|--------|
| ULM | 804 | 887 | 29 | 18 | 1738 |
| Opponents | 892 | 917 | 29 | 13 | 1851 |

* - Conference game



Warhawks Men's Basketball

University of Louisiana at Monroe



2013-14 ULM MEN'S BASKETBALL ULM Combined Team Statistics (as of Mar 10, 2014) Conference games

Conference Only

| RECORD: | OVERALL | HOME | AWAY | NEUTRAL |
|----------------|---------|------|------|---------|
| ALL GAMES | 7-11 | 4-5 | 3-6 | 0-0 |
| CONFERENCE | 7-11 | 4-5 | 3-6 | 0-0 |
| NON-CONFERENCE | 0-0 | 0-0 | 0-0 | 0-0 |

| # | Player | gp-gs | min | avg | Total | | 3-Point | | F-Throw | | Rebounds | | | | | | | | a | to | blk | stl | pts | avg |
|----------------|-----------------|-------|------|------|---------|------|---------|------|---------|------|----------|-----|-----|------|-----|----|-----|-----|----|-----|------|------|-----|-----|
| | | | | | fg-fga | fg% | 3fg-fga | 3fg% | ft-fa | ft% | off | def | tot | avg | pf | dq | | | | | | | | |
| 12 | Ongwae,Tylor | 18-18 | 649 | 36.1 | 110-265 | .415 | 20-77 | .260 | 78-103 | .757 | 32 | 85 | 117 | 6.5 | 56 | 2 | 27 | 37 | 11 | 21 | 318 | 17.7 | | |
| 10 | Olatayo,Amos | 6-3 | 175 | 29.2 | 24-62 | .387 | 9-34 | .265 | 15-27 | .556 | 8 | 22 | 30 | 5.0 | 7 | 0 | 4 | 14 | 6 | 5 | 72 | 12.0 | | |
| 01 | James,Jayon | 18-17 | 579 | 32.2 | 70-138 | .507 | 1-8 | .125 | 35-76 | .461 | 16 | 88 | 104 | 5.8 | 51 | 2 | 85 | 52 | 15 | 19 | 176 | 9.8 | | |
| 11 | Coppola,Nick | 18-18 | 650 | 36.1 | 52-126 | .413 | 24-59 | .407 | 21-31 | .677 | 9 | 36 | 45 | 2.5 | 43 | 2 | 52 | 38 | 0 | 9 | 149 | 8.3 | | |
| 00 | Williams,Marvin | 16-13 | 383 | 23.9 | 51-109 | .468 | 0-3 | .000 | 24-36 | .667 | 33 | 44 | 77 | 4.8 | 48 | 1 | 7 | 18 | 18 | 9 | 126 | 7.9 | | |
| 13 | Amajoyi,Chinedu | 15-13 | 323 | 21.5 | 22-61 | .361 | 15-37 | .405 | 22-30 | .733 | 7 | 50 | 57 | 3.8 | 16 | 0 | 12 | 14 | 2 | 8 | 81 | 5.4 | | |
| 04 | McCray,RJ | 14-1 | 232 | 16.6 | 22-54 | .407 | 11-29 | .379 | 7-11 | .636 | 3 | 10 | 13 | 0.9 | 18 | 0 | 10 | 14 | 3 | 7 | 62 | 4.4 | | |
| 33 | Grievies,Daniel | 16-1 | 197 | 12.3 | 21-61 | .344 | 17-53 | .321 | 5-7 | .714 | 6 | 17 | 23 | 1.4 | 25 | 0 | 5 | 3 | 2 | 3 | 64 | 4.0 | | |
| 02 | Harvey,DeMondre | 18-4 | 270 | 15.0 | 25-45 | .556 | 0-0 | .000 | 7-16 | .438 | 23 | 33 | 56 | 3.1 | 38 | 2 | 9 | 9 | 11 | 6 | 57 | 3.2 | | |
| 20 | Sims,Evan | 5-1 | 53 | 10.6 | 4-5 | .800 | 0-0 | .000 | 0-0 | .000 | 1 | 2 | 3 | 0.6 | 9 | 1 | 1 | 1 | 1 | 1 | 8 | 1.6 | | |
| 15 | Koszuta,Kyle | 13-0 | 86 | 6.6 | 6-19 | .316 | 6-16 | .375 | 2-6 | .333 | 1 | 3 | 4 | 0.3 | 6 | 0 | 4 | 3 | 0 | 3 | 20 | 1.5 | | |
| 23 | Brown,Millaun | 10-1 | 78 | 7.8 | 6-9 | .667 | 0-0 | .000 | 3-13 | .231 | 13 | 4 | 17 | 1.7 | 9 | 0 | 2 | 4 | 1 | 1 | 15 | 1.5 | | |
| Team | | | | | | | | | | | 23 | 29 | 52 | 5 | | | | | | | | | | |
| Total..... | | 18 | 3675 | | 413-954 | .433 | 103-316 | .326 | 219-356 | .615 | 175 | 423 | 598 | 33.2 | 326 | 10 | 218 | 212 | 70 | 92 | 1148 | 63.8 | | |
| Opponents..... | | 18 | 3675 | | 428-999 | .428 | 123-365 | .337 | 241-368 | .655 | 204 | 429 | 633 | 35.2 | 309 | - | 226 | 182 | 58 | 118 | 1220 | 67.8 | | |

| TEAM STATISTICS | ULM | OPP | Date | Opponent | Score | Att. |
|------------------------|---------|---------|------------|-------------------|------------|------|
| SCORING | 1148 | 1220 | * 01/04/14 | ULL | Wo2 103-98 | 1482 |
| Points per game | 63.8 | 67.8 | * 1/9/2014 | at UT Arlington | Lot 79-83 | 1059 |
| Scoring margin | -4.0 | - | * 01/11/14 | TEXAS STATE | L 36-61 | 1106 |
| FIELD GOALS-ATT | 413-954 | 428-999 | * 01/16/14 | at Troy | w 75-64 | 2038 |
| Field goal pct | .433 | .428 | * 01/18/14 | at South Alabama | w 64-58 | 2385 |
| 3 POINT FG-ATT | 103-316 | 123-365 | * 01/23/14 | WKU | L 51-69 | 1528 |
| 3-point FG pct | .326 | .337 | * 01/25/14 | GEORGIA STATE | L 58-66 | 1682 |
| 3-pt FG made per game | 5.7 | 6.8 | * 01/30/14 | ARKANSAS STATE | w 72-65 | 1186 |
| FREE THROWS-ATT | 219-356 | 241-368 | * 02-01-14 | at ULL | L 50-66 | 4685 |
| Free throw pct | .615 | .655 | * 2/6/14 | at Texas State | L 57-65 | 0 |
| F-Throws made per game | 12.2 | 13.4 | * 02/13/14 | UT ARLINGTON | L 74-85 | 1161 |
| REBOUNDS | 598 | 633 | * 02/15/14 | UALR | w 65-49 | 1058 |
| Rebounds per game | 33.2 | 35.2 | * 02/20/14 | at Georgia State | L 60-75 | 1809 |
| Rebounding margin | -1.9 | - | * 02/22/14 | at WKU | L 63-72 | 5272 |
| ASSISTS | 218 | 226 | * 02/27/14 | SOUTH ALABAMA | w 71-54 | 963 |
| Assists per game | 12.1 | 12.6 | * 03/01/14 | TROY | L 46-61 | 1376 |
| TURNOVERS | 212 | 182 | * 3/6/14 | at Arkansas State | L 58-64 | 2329 |
| Turnovers per game | 11.8 | 10.1 | * 3/8/14 | at UALR | w 66-65 | 4437 |
| Turnover margin | -1.7 | - | | | | |
| Assist/turnover ratio | 1.0 | 1.2 | | | | |
| STEALS | 92 | 118 | | | | |
| Steals per game | 5.1 | 6.6 | | | | |
| BLOCKS | 70 | 58 | | | | |
| Blocks per game | 3.9 | 3.2 | | | | |
| ATTENDANCE | 11542 | 24014 | | | | |
| Home games-Avg/Game | 9-1282 | 9-2668 | | | | |
| Neutral site-Avg/Game | - | 0-0 | | | | |

* - Conference game

| Score by Periods | 1st | 2nd | OT | OT2 | Totals |
|------------------|-----|-----|----|-----|--------|
| ULM | 508 | 603 | 19 | 18 | 1148 |
| Opponents | 577 | 607 | 23 | 13 | 1220 |



0 Marvin Williams

Junior | Center | 6-8 | 245
Memphis, Tenn. | NW Florida State College

| | Season-High | Career-High |
|--------|-----------------------|-----------------------|
| Pts | 19, at KU (11/8/13) | 19, at KU (11/8/13) |
| FG | 8, two times | 8, two times |
| 3FG | 1, vs. SAM (11/18/13) | 1, vs. SAM (11/18/13) |
| FT | 4, two times | 4, two times |
| Ast | 2, three times | 2, three times |
| Reb | 13, at ASU (3/6/14) | 13, at ASU (3/6/14) |
| Blocks | 4, vs. UALR (2/15/14) | 4, vs. UALR (2/15/14) |
| Steals | 1, 12 times | 1, 12 times |
| Min | 35, two times | 35, two times |

| Opponent | Date | GS | Min | FG-FGA/Pct. | 3FG-FGA | FT-FTA/PCT | O-D-T | PF-FO | A | TO | Blk | Stl | Pts/Avg | |
|----------|----------|----|-----|-------------|-------------|------------|------------|-----------|------|----|-----|-----|---------|---------|
| Kansas | 11/8/13 | * | 24 | 8-13/.615 | 0-0 | 3-5/.600 | 2-4-6 | 5-1 | 0 | 2 | 0 | 0 | 19/19.0 | |
| Samford | 11/18/13 | * | 21 | 2-6/.333 | 1-1 | 0-0/0.000 | 0-3-3 | 3-0 | 1 | 1 | 1 | 0 | 5/12.0 | |
| NSU | 11/21/13 | * | 33 | 6-12/.500 | 0-0 | 1-4/.250 | 2-8-10 | 5-1 | 1 | 1 | 1 | 0 | 13/12.3 | |
| Thomas | 12/9/13 | * | 22 | 4-6/.667 | 0-0 | 4-6/.667 | 1-3-4 | 2-0 | 0 | 2 | 3 | 1 | 12/12.3 | |
| LSU | 12/14/13 | * | 28 | 7-10/.700 | 0-0 | 0-1/0.000 | 3-0-3 | 3-0 | 0 | 5 | 0 | 1 | 14/12.6 | |
| Ole Miss | 12/18/13 | * | 25 | 1-8/.125 | 0-0 | 0-0/0.000 | 2-0-2 | 3-0 | 2 | 3 | 0 | 1 | 2/10.8 | |
| La. Tech | 12/22/13 | | 24 | 3-7/.429 | 0-0 | 0-0/0.000 | 2-2-4 | 0-0 | 0 | 3 | 0 | 1 | 6/10.1 | |
| OSU | 12/27/13 | * | 10 | 1-3/.333 | 0-1 | 0-0/0.000 | 1-1-2 | 3-0 | 0 | 0 | 0 | 0 | 2/9.1 | |
| ULL | 1/4/14 | * | 29 | 6-14/.429 | 0-0 | 4-5/.800 | 4-1-5 | 4-0 | 1 | 0 | 2 | 1 | 16/9.9 | |
| UTA | 1/9/14 | * | 31 | 3-5/.600 | 0-0 | 0-0/0.000 | 3-5-8 | 3-0 | 2 | 3 | 1 | 1 | 8/9.5 | |
| TX ST | 1/11/14 | * | 18 | 0-5/.000 | 0-0 | 0-0/0.000 | 2-1-3 | 2-0 | 0 | 1 | 0 | 0 | 0/8.6 | |
| Troy | 1/16/14 | | | | | DNP | | | | | | | | |
| USA | 1/18/14 | | | | | DNP | | | | | | | | |
| WKU | 1/23/14 | | 4 | 1-1/1.000 | 0-0 | 0-0/0.000 | 0-0-0 | 1-0 | 0 | 0 | 0 | 0 | 2/8.1 | |
| GSU | 1/25/14 | * | 33 | 3-6/.500 | 0-0 | 1-1/1.000 | 0-5-5 | 1-0 | 1 | 2 | 3 | 0 | 7/8.0 | |
| ASU | 1/30/14 | * | 23 | 8-13/.615 | 0-0 | 0-0/0.000 | 3-3-6 | 3-0 | 0 | 0 | 2 | 1 | 16/8.6 | |
| ULL | 2/1/14 | * | 24 | 3-9/.333 | 0-1 | 2-3/.667 | 1-5-6 | 2-0 | 0 | 2 | 1 | 1 | 8/8.5 | |
| TX ST | 2/6/14 | * | 28 | 2-5/.400 | 0-1 | 2-4/.500 | 1-2-3 | 2-0 | 0 | 3 | 1 | 1 | 6/8.4 | |
| UTA | 2/13/14 | * | 23 | 1-6/.167 | 0-1 | 2-2/1.000 | 1-0-1 | 1-0 | 1 | 0 | 2 | 0 | 4/8.1 | |
| UALR | 2/15/14 | * | 22 | 3-5/.600 | 0-0 | 0-2/0.000 | 3-1-4 | 4-0 | 0 | 1 | 4 | 0 | 6/8.0 | |
| GSU | 2/20/14 | * | 28 | 3-7/.429 | 0-0 | 3-8/.375 | 2-3-5 | 4-0 | 0 | 1 | 0 | 1 | 9/8.1 | |
| WKU | 2/22/14 | * | 21 | 2-6/.333 | 0-0 | 2-2/1.000 | 0-4-4 | 4-0 | 0 | 0 | 1 | 1 | 6/8.0 | |
| USA | 2/27/14 | * | 20 | 5-6/.833 | 0-0 | 0-0/0.000 | 2-3-5 | 4-0 | 0 | 2 | 0 | 1 | 10/8.0 | |
| Troy | 3/1/14 | | 28 | 3-6/.500 | 0-0 | 3-3/1.000 | 4-3-7 | 4-0 | 2 | 1 | 0 | 0 | 9/8.1 | |
| ASU | 3/6/14 | * | 35 | 4-9/.444 | 0-0 | 3-4/.750 | 6-7-13 | 4-0 | 0 | 2 | 0 | 1 | 11/8.2 | |
| UALR | 3/10/14 | * | 16 | 4-6/.667 | 0-0 | 2-2/1.000 | 1-1-2 | 5-1 | 0 | 0 | 1 | 0 | 10/8.3 | |
| UTA | 3/13/14 | * | 35 | 6-8/.667 | 0-0 | 2-5/.400 | 5-4-9 | 4-0 | 0 | 3 | 0 | 0 | 14/8.5 | |
| Totals | | | 21 | 605 | 89-183/.486 | 1-5/.200 | 34-57/.596 | 51-69-120 | 76-3 | 11 | 38 | 23 | 16 | 213/8.5 |



2 DeMondre Harvey

Sophomore | Forward | 6-7 | 210
Minden, La. | Pearl River CC

| | Season-High | Career-High |
|--------|------------------------|------------------------|
| Pts | 11, vs. Thom (12/9/13) | 11, vs. Thom (12/9/13) |
| FG | 4, vs. Thom (12/9/13) | 4, vs. Thom (12/9/13) |
| 3FG | N/A | N/A |
| FT | 3, two times | 3, two times |
| Ast | 2, three times | 2, three times |
| Reb | 8, two times | 8, two times |
| Blocks | 2, three times | 2, three times |
| Steals | 3, vs. ASU (3/1/14) | 3, vs. ASU (3/1/14) |
| Min | 25, vs. WKU (1/23/14) | 25, vs. WKU (1/23/14) |

| Opponent | Date | GS | Min | FG-FGA/Pct. | 3FG-FGA | FT-FTA/PCT | O-D-T | PF-FO | A | TO | Blk | Stl | Pts/Avg |
|----------|----------|----|-----|-------------|---------|------------|----------|-------|----|----|-----|-----|---------|
| Kansas | 11/8/13 | | 9 | 0-0/0.000 | 0-0 | 0-0/0.000 | 0-2-2 | 2-0 | 0 | 1 | 0 | 1 | 0/0.0 |
| Samford | 11/18/13 | | 13 | 1-2/.500 | 0-0 | 0-0/0.000 | 0-5-5 | 2-0 | 1 | 0 | 1 | 1 | 2/1.0 |
| NSU | 11/21/13 | | 9 | 0-0/0.000 | 0-0 | 1-2/.500 | 1-4-5 | 2-0 | 1 | 1 | 0 | 0 | 1/1.0 |
| Thomas | 12/9/13 | | 15 | 4-5/.800 | 0-0 | 3-5/.600 | 2-4-6 | 2-0 | 1 | 2 | 1 | 1 | 11/3.5 |
| LSU | 12/14/13 | | 10 | 1-1/1.000 | 0-0 | 1-2/.500 | 0-2-2 | 0-0 | 0 | 0 | 0 | 1 | 3/3.4 |
| Ole Miss | 12/18/13 | | 14 | 1-3/.333 | 0-0 | 0-0/0.000 | 3-5-8 | 3-0 | 0 | 1 | 0 | 1 | 2/3.2 |
| La. Tech | 12/22/13 | | 17 | 0-1/0.000 | 0-0 | 1-2/.500 | 1-2-3 | 1-0 | 2 | 0 | 0 | 2 | 1/2.9 |
| OSU | 12/27/13 | | 19 | 1-6/.167 | 0-0 | 0-0/0.000 | 4-2-6 | 2-0 | 0 | 1 | 0 | 0 | 2/2.8 |
| ULL | 1/4/14 | | 9 | 1-2/.500 | 0-0 | 0-1/0.000 | 1-2-3 | 2-0 | 0 | 1 | 0 | 0 | 2/2.7 |
| UTA | 1/9/14 | | 11 | 1-1/1.000 | 0-0 | 0-0/0.000 | 1-0-1 | 1-0 | 0 | 0 | 0 | 0 | 2/2.6 |
| TX ST | 1/11/14 | | 18 | 2-5/.400 | 0-0 | 0-0/0.000 | 1-2-3 | 1-0 | 0 | 0 | 0 | 0 | 4/2.7 |
| Troy | 1/16/14 | * | 24 | 2-5/.400 | 0-0 | 0-0/0.000 | 1-1-2 | 4-0 | 2 | 0 | 2 | 0 | 4/2.8 |
| USA | 1/18/14 | * | 21 | 3-3/1.000 | 0-0 | 2-2/1.000 | 4-3-7 | 5-1 | 1 | 1 | 2 | 0 | 8/3.2 |
| WKU | 1/23/14 | * | 25 | 3-5/.600 | 0-0 | 0-4/0.000 | 1-2-3 | 1-0 | 0 | 1 | 1 | 1 | 6/3.4 |
| GSU | 1/25/14 | | 9 | 0-0/0.000 | 0-0 | 0-0/0.000 | 0-0-0 | 2-0 | 0 | 1 | 1 | 0 | 0/3.2 |
| ASU | 1/30/14 | * | 3 | 1-1/1.000 | 0-0 | 0-0/0.000 | 0-0-0 | 2-0 | 0 | 0 | 0 | 0 | 2/3.1 |
| ULL | 2/1/14 | | 7 | 0-2/0.000 | 0-0 | 0-0/0.000 | 1-1-2 | 2-0 | 2 | 0 | 0 | 0 | 0/2.9 |
| TX ST | 2/6/14 | | 12 | 0-0/0.000 | 0-0 | 0-1/0.000 | 0-0-0 | 0-0 | 1 | 1 | 0 | 0 | 0/2.8 |
| UTA | 2/13/14 | | 19 | 2-3/.667 | 0-0 | 0-0/0.000 | 3-4-7 | 5-1 | 0 | 0 | 1 | 0 | 4/2.8 |
| UALR | 2/15/14 | | 15 | 2-2/1.000 | 0-0 | 0-0/0.000 | 1-0-1 | 3-0 | 0 | 1 | 1 | 0 | 4/2.9 |
| GSU | 2/20/14 | | 23 | 3-4/.750 | 0-0 | 0-0/0.000 | 3-3-6 | 2-0 | 2 | 0 | 0 | 1 | 6/3.0 |
| WKU | 2/22/14 | | 20 | 2-5/.500 | 0-0 | 0-0/0.000 | 2-1-3 | 1-0 | 1 | 0 | 2 | 0 | 4/3.1 |
| USA | 2/27/14 | | 11 | 1-1/1.000 | 0-0 | 2-2/1.000 | 2-1-3 | 2-0 | 0 | 2 | 0 | 1 | 4/3.1 |
| Troy | 3/1/14 | | 18 | 2-3/.667 | 0-0 | 1-4/.250 | 1-5-6 | 2-0 | 0 | 1 | 1 | 3 | 5/3.2 |
| ASU | 3/6/14 | | 4 | 0-1/0.000 | 0-0 | 0-0/0.000 | 0-1-1 | 0-0 | 0 | 0 | 0 | 0 | 0/3.1 |
| UALR | 3/10/14 | | 21 | 0-2/0.000 | 0-0 | 2-2/1.000 | 1-7-8 | 3-0 | 0 | 0 | 0 | 0 | 2/3.0 |
| UTA | 3/13/14 | | 9 | 1-1/1.000 | 0-0 | 3-3/1.000 | 0-0-0 | 2-0 | 0 | 0 | 0 | 0 | 5/3.1 |
| Totals | | 4 | 385 | 34-64/.531 | 0-0 | 16-30/.533 | 34-59-93 | 54-2 | 14 | 17 | 13 | 13 | 84/3.1 |



1 Jayon James

Senior | Forward | 6-6 | 225
Paterson, N.J. | Lamar State-Port Arthur

| | Season-High | Career-High |
|--------|-----------------------|------------------------|
| Pts | 19, vs. USA (2/27/14) | 26, vs. FAU (12/29/13) |
| FG | 8, two times | 12, vs. FAU (12/29/13) |
| 3FG | 1, vs. TXST (1/11/14) | 3, at UALR (12/1/12) |
| FT | 9, at NSU (11/21/13) | 9, at NSU (11/21/13) |
| Ast | 10, vs. UTA (3/13/14) | 15, at FAU (2/2/13) |
| Reb | 12, vs. ULL (1/4/14) | 12, three times |
| Blocks | 5, vs. UALR (2/15/14) | 5, vs. UALR (2/15/14) |
| Steals | 3, three times | 6, vs. WKU (3/8/13) |
| Min | 40, three times | 42, vs. Troy (1/26/13) |

| Opponent | Date | GS | Min | FG-FGA/Pct. | 3FG-FGA | FT-FTA/PCT | O-D-T | PF-FO | A | TO | Blk | Stl | Pts/Avg | | |
|----------|----------|----|-----|-------------|-------------|------------|-------------|-------|---------|------|-----|-----|---------|----|---------|
| Kansas | 11/8/13 | * | 33 | 2-8/.250 | 0-0 | 1-3/.333 | 0-4-4 | 4-0 | 4 | 0 | 0 | 1 | 5/5.0 | | |
| Samford | 11/18/13 | * | 26 | 6-8/.750 | 0-1 | 2-2/1.000 | 1-8-9 | 2-0 | 4 | 2 | 1 | 2 | 14/9.5 | | |
| NSU | 11/21/13 | * | 37 | 4-7/.571 | 0-0 | 9-11/.818 | 1-6-7 | 2-0 | 6 | 5 | 0 | 2 | 17/12.0 | | |
| Thomas | 12/9/13 | * | 25 | 4-6/.667 | 0-0 | 2-4/.500 | 1-5-6 | 2-0 | 2 | 5 | 1 | 0 | 10/11.5 | | |
| LSU | 12/14/13 | * | 30 | 0-6/0.000 | 0-0 | 2-2/1.000 | 2-5-7 | 2-0 | 3 | 0 | 1 | 1 | 2/9.6 | | |
| Ole Miss | 12/18/13 | * | 26 | 4-11/.364 | 0-0 | 1-3/.333 | 5-6-11 | 4-0 | 5 | 1 | 0 | 3 | 9/9.5 | | |
| La. Tech | 12/22/13 | * | 34 | 4-5/.800 | 0-0 | 6-9/.667 | 2-6-8 | 3-0 | 4 | 4 | 0 | 1 | 14/10.1 | | |
| OSU | 12/27/13 | * | 17 | 2-6/.333 | 0-1 | 3-3/1.000 | 0-1-1 | 1-0 | 1 | 1 | 0 | 0 | 7/9.8 | | |
| ULL | 1/4/14 | * | 38 | 6-7/.857 | 0-0 | 4-6/.667 | 2-10-12 | 5-1 | 5 | 3 | 0 | 2 | 16/10.4 | | |
| UTA | 1/9/14 | * | 34 | 7-10/.700 | 0-0 | 0-3/0.000 | 3-5-8 | 4-0 | 9 | 3 | 0 | 1 | 14/10.8 | | |
| TX ST | 1/11/14 | * | 26 | 4-8/.500 | 1-2 | 0-6/0.000 | 0-2-2 | 0-0 | 1 | 1 | 0 | 2 | 9/10.6 | | |
| Troy | 1/16/14 | * | 37 | 6-8/.750 | 0-0 | 1-2/.500 | 0-4-4 | 3-0 | 5 | 2 | 0 | 1 | 13/10.8 | | |
| USA | 1/18/14 | * | 17 | 0-2/0.000 | 0-0 | 0-0/0.000 | 0-4-4 | 3-0 | 5 | 0 | 0 | 0 | 0/10.0 | | |
| WKU | 1/23/14 | | 23 | 2-6/.333 | 0-1 | 5-6/.833 | 1-0-1 | 1-0 | 4 | 4 | 0 | 1 | 9/9.9 | | |
| GSU | 1/25/14 | * | 38 | 5-8/.625 | 0-1 | 1-2/.500 | 2-5-7 | 3-0 | 5 | 5 | 2 | 0 | 11/10.0 | | |
| ASU | 1/30/14 | * | 39 | 4-11/.364 | 0-1 | 1-4/.250 | 2-5-7 | 2-0 | 7 | 3 | 3 | 1 | 9/9.9 | | |
| ULL | 2/1/14 | * | 28 | 0-5/0.000 | 0-0 | 0-2/0.000 | 0-4-4 | 1-0 | 5 | 1 | 2 | 0 | 0/9.4 | | |
| TX ST | 2/6/14 | * | 40 | 8-14/.571 | 0-1 | 2-3/.667 | 0-6-6 | 4-0 | 5 | 3 | 0 | 3 | 18/9.8 | | |
| UTA | 2/13/14 | * | 37 | 5-11/.455 | 0-1 | 5-8/.625 | 0-6-6 | 4-0 | 6 | 3 | 0 | 2 | 15/10.1 | | |
| UALR | 2/15/14 | * | 37 | 3-6/.500 | 0-0 | 6-8/.750 | 0-11-11 | 2-0 | 8 | 4 | 5 | 3 | 12/10.2 | | |
| GSU | 2/20/14 | * | 27 | 0-3/0.000 | 0-0 | 1-2/.500 | 0-6-6 | 1-0 | 2 | 4 | 0 | 0 | 1/9.8 | | |
| WKU | 2/22/14 | * | 30 | 4-10/.400 | 0-1 | 5-9/.556 | 0-7-7 | 4-0 | 3 | 2 | 0 | 0 | 13/9.9 | | |
| USA | 2/27/14 | * | 37 | 8-12/.667 | 0-0 | 3-4/.750 | 1-1-2 | 2-0 | 3 | 2 | 2 | 1 | 19/10.3 | | |
| Troy | 3/1/14 | * | 25 | 2-5/.400 | 0-0 | 0-2/0.000 | 2-7-9 | 4-0 | 3 | 3 | 0 | 0 | 4/10.0 | | |
| ASU | 3/6/14 | * | 26 | 3-3/1.000 | 0-0 | 1-5/.200 | 1-2-3 | 5-1 | 3 | 4 | 1 | 2 | 7/9.9 | | |
| UALR | 3/10/14 | * | 40 | 3-9/.333 | 0-0 | 0-4/0.000 | 2-3-5 | 3-0 | 6 | 5 | 0 | 0 | 6/9.8 | | |
| UTA | 3/13/14 | * | 40 | 1-9/.111 | 0-2 | 3-4/.750 | 1-5-6 | 2-0 | 10 | 2 | 1 | 2 | 5/9.6 | | |
| Totals | | | 26 | 847 | 97-204/.475 | 1-12 | 64-117/.547 | 249 | 134-163 | 73-2 | 124 | 70 | 19 | 29 | 261/9.6 |



4 R.J. McCray

Senior | Guard | 6-2 | 190

Arlington, Texas | Grace Prep Academy

| | Season-High | Career-High |
|--------|------------------------|----------------------------|
| Pts | 12, vs. UALR (2/15/14) | 17, at SLU (12/10/12) |
| FG | 5, vs. UALR (2/15/14) | 5, two times |
| 3FG | 3, at UALR (3/10/14) | two times |
| FT | 5, vs. ULL (1/4/14) | 6, vs. Southern (12/13/12) |
| Ast | 5, at LSU (12/14/13) | 7, vs. UALR (2/7/13) |
| Reb | 5, at LSU (12/14/13) | 5, at LSU (12/14/13) |
| Blocks | 1, four times | 2, at Tennessee (11/16/11) |
| Steals | 3, at UALR (3/10/14) | 4, vs. WKU (12/29/11) |
| Min | 27, vs. ASU (3/1/14) | 42, at SLU (12/10/12) |

| Opponent | Date | GS | Min | FG-FGA/Pct. | 3FG-FGA | FT-FTA/PCT | O-D-T | PF-FO | A | TO | Blk | Stl | Pts/Avg |
|---------------|----------|----------|------------|-------------------|-------------------|-------------------|----------------|-------------|-----------|-----------|----------|-----------|---------------|
| Kansas | 11/8/13 | | 9 | 1-2/.500 | 0-0 | 3-4/.750 | 0-0-0 | 1-0 | 0 | 0 | 0 | 0 | 5/5.0 |
| Samford | 11/18/13 | | 14 | 1-4/.250 | 0-2 | 3-3/1.000 | 0-1-1 | 0-0 | 2 | 0 | 0 | 2 | 5/5.0 |
| NSU | 11/21/13 | | 11 | 1-3/.333 | 0-1 | 1-2/.500 | 0-0-0 | 0-0 | 0 | 1 | 0 | 0 | 3/4.3 |
| Thomas | 12/9/13 | | 18 | 2-3/.667 | 0-0 | 0-0/.000 | 0-1-1 | 0-0 | 4 | 2 | 0 | 1 | 4/4.3 |
| LSU | 12/14/13 | | 11 | 0-1/.000 | 0-0 | 2-2/1.000 | 2-3-5 | 2-0 | 5 | 1 | 0 | 2 | 2/3.8 |
| Ole Miss | 12/18/13 | | 9 | 1-3/.333 | 0-0 | 1-1/1.000 | 0-1-1 | 1-0 | 1 | 1 | 1 | 0 | 3/3.7 |
| La. Tech | 12/22/13 | * | 18 | 3-7/.429 | 1-1 | 0-0/.000 | 0-2-2 | 1-0 | 0 | 2 | 0 | 1 | 7/4.1 |
| OSU | 12/27/13 | | 21 | 1-5/.200 | 1-1 | 0-0/.000 | 1-2-3 | 0-0 | 0 | 1 | 0 | 1 | 3/4.0 |
| ULL | 1/4/14 | | 23 | 3-8/.375 | 0-2 | 5-8/.625 | 0-0-0 | 0-0 | 1 | 0 | 0 | 1 | 11/4.8 |
| UTA | 1/9/14 | | 24 | 1-5/.200 | 1-2 | 0-0/.000 | 2-2-4 | 4-0 | 3 | 1 | 1 | 2 | 3/4.6 |
| TX ST | 1/11/14 | | 13 | 0-2/.000 | 0-2 | 0-0/.000 | 0-0-0 | 3-0 | 0 | 1 | 0 | 0 | 0/4.2 |
| Troy | 1/16/14 | | | | | DNP | | | | | | | |
| USA | 1/18/14 | | | | | DNP | | | | | | | |
| WKU | 1/23/14 | | | | | DNP | | | | | | | |
| GSU | 1/25/14 | | | | | DNP | | | | | | | |
| ASU | 1/30/14 | | 12 | 0-0/.000 | 0-0 | 0-0/.000 | 0-0-0 | 3-0 | 0 | 0 | 0 | 0 | 0/3.8 |
| ULL | 2/1/14 | | 11 | 1-3/.333 | 0-1 | 0-0/.000 | 0-1-1 | 0-0 | 1 | 0 | 0 | 0 | 2/3.7 |
| TX ST | 2/6/14 | | 17 | 0-1/.000 | 0-1 | 0-0/.000 | 0-1-1 | 2-0 | 1 | 1 | 0 | 0 | 0/3.4 |
| UTA | 2/13/14 | | 17 | 2-5/.400 | 2-4 | 0-0/.000 | 0-0-0 | 3-0 | 0 | 2 | 0 | 0 | 6/3.6 |
| UALR | 2/15/14 | | 22 | 5-6/.833 | 2-3 | 0-1/.000 | 0-2-2 | 0-0 | 1 | 2 | 1 | 1 | 12/4.1 |
| GSU | 2/20/14 | | 13 | 0-3/.000 | 0-3 | 0-0/.000 | 0-0-0 | 0-0 | 1 | 3 | 0 | 0 | 0/3.9 |
| WKU | 2/22/14 | | 20 | 0-1/.000 | 0-1 | 0-0/.000 | 0-1-1 | 2-0 | 1 | 0 | 0 | 0 | 0/3.7 |
| USA | 2/27/14 | | 6 | 1-2/.500 | 1-2 | 0-0/.000 | 0-0-0 | 0-0 | 0 | 0 | 1 | 0 | 3/3.6 |
| Troy | 3/1/14 | * | 27 | 3-6/.500 | 1-3 | 0-0/.000 | 0-2-2 | 0-0 | 1 | 2 | 0 | 0 | 7/3.8 |
| ASU | 3/6/14 | | 10 | 3-6/.500 | 1-1 | 0-0/.000 | 0-0-0 | 1-0 | 0 | 1 | 0 | 0 | 7/4.0 |
| UALR | 3/10/14 | | 17 | 3-6/.500 | 3-4 | 2-2/1.000 | 1-1-2 | 0-0 | 0 | 1 | 0 | 3 | 11/4.3 |
| UTA | 3/13/14 | | 13 | 2-3/.667 | 1-1 | 0-0/.000 | 0-0-0 | 1-0 | 1 | 0 | 0 | 1 | 5/4.3 |
| Totals | | 2 | 356 | 34-85/.400 | 14-35/.400 | 17-23/.739 | 6-20-26 | 24-0 | 23 | 22 | 4 | 15 | 99/4.3 |



11 Nick Coppola

Freshman | Guard | 5-11 | 195

Richmond, Va. | Benedictine Prep

| | Season-High | Career-High |
|--------|----------------------|----------------------|
| Pts | 16, at GSU (2/20/14) | 16, at GSU (2/20/14) |
| FG | 6, at UALR (3/10/14) | 6, at UALR (3/10/14) |
| 3FG | 4, at GSU (2/20/14) | 4, at GSU (2/20/14) |
| FT | 5, at KU (11/8/13) | 5, at KU (11/8/13) |
| Ast | 8, at NSU (11/21/13) | 8, at NSU (11/21/13) |
| Reb | 6, vs. WKU (1/23/14) | 6, vs. WKU (1/23/14) |
| Blocks | N/A | N/A |
| Steals | 2, two times | 2, two times |
| Min | 40, nine times | 40, nine times |

| Opponent | Date | GS | Min | FG-FGA/Pct. | 3FG-FGA | FT-FTA/PCT | O-D-T | PF-FO | A | TO | Blk | Stl | Pts/Avg |
|---------------|----------|-----------|------------|--------------------|-------------------|-------------------|-----------------|-------------|-----------|-----------|----------|-----------|----------------|
| Kansas | 11/8/13 | * | 31 | 2-5/.400 | 1-3 | 5-7/.714 | 0-3-3 | 0-0 | 2 | 2 | 0 | 0 | 10/10.0 |
| Samford | 11/18/13 | * | 26 | 2-5/.400 | 0-1 | 1-3/.333 | 0-3-3 | 2-0 | 6 | 0 | 0 | 0 | 5/7.5 |
| NSU | 11/21/13 | * | 34 | 1-5/.200 | 0-1 | 0-0/.000 | 0-2-2 | 3-0 | 8 | 7 | 0 | 2 | 2/5.7 |
| Thomas | 12/9/13 | * | 22 | 2-3/.667 | 1-1 | 2-2/1.000 | 0-3-3 | 0-0 | 3 | 5 | 0 | 0 | 7/6.0 |
| LSU | 12/14/13 | * | 29 | 0-3/.000 | 0-1 | 0-0/.000 | 0-2-2 | 2-0 | 4 | 2 | 0 | 0 | 0/4.8 |
| Ole Miss | 12/18/13 | * | 31 | 3-6/.500 | 0-1 | 0-0/.000 | 2-3-5 | 3-0 | 5 | 3 | 0 | 0 | 6/5.0 |
| La. Tech | 12/22/13 | * | 28 | 0-7/.000 | 0-1 | 0-0/.000 | 1-1-2 | 0-0 | 4 | 2 | 0 | 0 | 0/4.3 |
| OSU | 12/27/13 | * | 12 | 0-2/.000 | 0-1 | 0-0/.000 | 0-1-1 | 1-0 | 1 | 1 | 0 | 0 | 0/4.0 |
| ULL | 1/4/14 | * | 29 | 0-2/.000 | 0-0 | 4-7/.571 | 1-3-4 | 4-0 | 2 | 1 | 0 | 0 | 0/3.8 |
| UTA | 1/9/14 | * | 26 | 2-3/.667 | 0-1 | 0-0/.000 | 0-1-1 | 3-0 | 4 | 3 | 0 | 1 | 4/3.8 |
| TX ST | 1/11/14 | * | 27 | 1-4/.250 | 1-1 | 0-2/.000 | 1-2-3 | 0-0 | 2 | 1 | 0 | 2 | 3/3.7 |
| Troy | 1/16/14 | * | 40 | 3-7/.429 | 2-2 | 2-2/1.000 | 1-2-3 | 1-0 | 3 | 2 | 0 | 1 | 10/4.3 |
| USA | 1/18/14 | * | 40 | 3-7/.429 | 1-2 | 3-5/.600 | 0-3-3 | 3-0 | 3 | 1 | 0 | 0 | 10/4.7 |
| WKU | 1/23/14 | * | 40 | 0-2/.000 | 0-1 | 4-6/.667 | 0-6-6 | 1-0 | 5 | 1 | 0 | 1 | 4/4.6 |
| GSU | 1/25/14 | * | 40 | 1-6/.167 | 1-3 | 0-0/.000 | 0-3-3 | 4-0 | 2 | 3 | 0 | 0 | 3/4.5 |
| ASU | 1/30/14 | * | 40 | 4-7/.571 | 2-3 | 2-2/1.000 | 2-2-4 | 1-0 | 7 | 2 | 0 | 1 | 12/5.0 |
| ULL | 2/1/14 | * | 37 | 3-8/.375 | 1-2 | 0-0/.000 | 1-0-1 | 3-0 | 1 | 3 | 0 | 1 | 7/5.1 |
| TX ST | 2/6/14 | * | 40 | 4-7/.571 | 1-3 | 0-0/.000 | 0-0-0 | 5-1 | 2 | 2 | 0 | 1 | 9/5.3 |
| UTA | 2/13/14 | * | 40 | 4-8/.500 | 3-7 | 0-0/.000 | 0-2-2 | 2-0 | 3 | 4 | 0 | 1 | 11/5.6 |
| UALR | 2/15/14 | * | 24 | 1-4/.250 | 0-2 | 0-0/.000 | 0-3-3 | 3-0 | 1 | 1 | 0 | 0 | 2/5.5 |
| GSU | 2/20/14 | * | 34 | 5-11/.455 | 4-7 | 2-2/1.000 | 0-5-5 | 2-0 | 5 | 2 | 0 | 0 | 16/6.0 |
| WKU | 2/22/14 | * | 39 | 4-8/.500 | 1-3 | 0-0/.000 | 1-4-5 | 3-0 | 2 | 3 | 0 | 0 | 9/6.1 |
| USA | 2/27/14 | * | 40 | 4-9/.444 | 1-3 | 2-3/.667 | 0-1-1 | 0-0 | 6 | 0 | 0 | 0 | 11/6.3 |
| Troy | 3/1/14 | * | 39 | 4-12/.333 | 2-6 | 0-0/.000 | 0-2-2 | 2-0 | 2 | 4 | 0 | 0 | 10/6.5 |
| ASU | 3/6/14 | * | 35 | 3-9/.333 | 1-5 | 2-2/1.000 | 1-2-3 | 5-1 | 0 | 4 | 0 | 0 | 9/6.6 |
| UALR | 3/10/14 | * | 40 | 6-12/.500 | 3-8 | 0-0/.000 | 0-0-0 | 1-0 | 2 | 1 | 0 | 1 | 15/6.9 |
| UTA | 3/13/14 | * | 36 | 3-12/.250 | 0-5 | 1-2/.500 | 1-4-5 | 3-0 | 3 | 1 | 0 | 0 | 7/6.9 |
| Totals | | 27 | 899 | 65-174/.374 | 26-74/.351 | 30-45/.667 | 11-60-71 | 57-2 | 88 | 61 | 0 | 12 | 186/6.9 |



10 Amos Olatayo

Senior | Guard | 6-4 | 200

Houston, Texas | Navarro College

| | Season-High | Career-High |
|--------|-----------------------|--------------------------------|
| Pts | 30, at NSU (11/21/13) | 30, (previous) at FIU (2/2/13) |
| FG | 11, at NSU (11/21/13) | 12, at FIU (2/2/13) |
| 3FG | 4, at UTA (1/9/14) | 4, at UTA (1/9/14) |
| FT | 6, at NSU (11/21/13) | 9, vs. ULL (3/2/13) |
| Ast | 3, vs. THOM (12/9/13) | 4, vs. ULL (3/2/13) |
| Reb | 9, at NSU (11/21/13) | 11, at ASU (1/19/13) |
| Blocks | 5, vs. ULL (1/4/14) | 5, vs. ULL (1/4/14) |
| Steals | 2, three times | 4, vs. ULL (3/2/13) |
| Min | 45, vs. ULL (1/4/14) | 45, vs. ULL (1/4/14) |

| Opponent | Date | GS | Min | FG-FGA/Pct. | 3FG-FGA | FT-FTA/PCT | O-D-T | PF-FO | A | TO | Blk | Stl | Pts/Avg |
|---------------|----------|-----------|------------|--------------------|-------------------|-------------------|-----------------|-------------|-----------|-----------|----------|-----------|-----------------|
| Kansas | 11/8/13 | * | 33 | 5-10/.500 | 0-2 | 1-2/.500 | 1-2-3 | 3-0 | 2 | 4 | 0 | 1 | 11/11.0 |
| Samford | 11/18/13 | * | 25 | 10-13/.769 | 2-4 | 0-0/.000 | 2-2-4 | 1-0 | 0 | 2 | 1 | 1 | 22/16.5 |
| NSU | 11/21/13 | * | 37 | 11-13/.846 | 2-2 | 6-10/.600 | 2-7-9 | 4-0 | 0 | 6 | 0 | 2 | 30/21.0 |
| Thomas | 12/9/13 | * | 29 | 2-6/.333 | 1-4 | 2-2/1.000 | 1-4-5 | 1-0 | 3 | 1 | 0 | 0 | 7/17.5 |
| LSU | 12/14/13 | * | 28 | 4-13/.308 | 0-4 | 3-4/.750 | 1-7-8 | 2-0 | 0 | 1 | 1 | 1 | 11/16.2 |
| Ole Miss | 12/18/13 | * | 26 | 7-16/.438 | 2-5 | 1-4/.250 | 4-2-6 | 0-0 | 1 | 2 | 0 | 1 | 17/16.3 |
| La. Tech | 12/22/13 | * | 28 | 4-13/.308 | 3-6 | 0-0/.000 | 3-4-7 | 4-0 | 0 | 2 | 0 | 2 | 11/15.6 |
| OSU | 12/27/13 | * | 17 | 1-4/.250 | 1-2 | 1-2/.500 | 0-2-2 | 1-0 | 0 | 0 | 0 | 0 | 4/14.1 |
| ULL | 1/4/14 | * | 45 | 6-18/.333 | 2-9 | 2-4/.500 | 3-3-6 | 1-0 | 2 | 4 | 5 | 1 | 16/14.3 |
| UTA | 1/9/14 | * | 34 | 7-14/.500 | 4-9 | 2-2/1.000 | 1-7-8 | 1-0 | 0 | 2 | 0 | 1 | 20/14.9 |
| TX ST | 1/11/14 | * | 25 | 1-10/.100 | 0-6 | 2-3/.667 | 2-3-5 | 1-0 | 0 | 4 | 0 | 0 | 4/13.9 |
| Troy | 1/16/14 | | 26 | 2-4/.500 | 2-3 | 4-6/.667 | 0-4-4 | 0-0 | 2 | 1 | 0 | 0 | 10/13.6 |
| USA | 1/18/14 | | 23 | 4-7/.571 | 0-3 | 4-9/.444 | 0-4-4 | 2-0 | 0 | 2 | 0 | 2 | 12/13.5 |
| WKU | 1/23/14 | | 22 | 4-9/.444 | 1-4 | 1-3/.333 | 2-1-3 | 2-0 | 0 | 1 | 1 | 1 | 10/13.2 |
| GSU | 1/25/14 | | | | | DNP | | | | | | | |
| ASU | 1/30/14 | | | | | DNP | | | | | | | |
| ULL | 2/1/14 | | | | | DNP | | | | | | | |
| TX ST | 2/6/14 | | | | | DNP | | | | | | | |
| UTA | 2/13/14 | | | | | DNP | | | | | | | |
| UALR | 2/15/14 | | | | | DNP | | | | | | | |
| GSU | 2/20/14 | | | | | DNP | | | | | | | |
| WKU | 2/22/14 | | | | | DNP | | | | | | | |
| USA | 2/27/14 | | | | | DNP | | | | | | | |
| Troy | 3/1/14 | | | | | DNP | | | | | | | |
| ASU | 3/6/14 | | | | | DNP | | | | | | | |
| UALR | 3/10/14 | | | | | DNP | | | | | | | |
| UTA | 3/13/14 | | | | | DNP | | | | | | | |
| Totals | | 11 | 392 | 68-150/.453 | 20-63/.317 | 29-51/.569 | 22-53-74 | 23-0 | 10 | 32 | 8 | 13 | 185/13.2 |



12 Tylor Ongwae

Junior | Forward | 6-7 | 205

Eldoret, Kenya | Ranger College

| | Season-High | Career-High |
|--------|-----------------------|-----------------------|
| Pts | 27, two times | 27, two times |
| FG | 11, vs. ULL (1/4/14) | 11, vs. ULL (1/4/14) |
| 3FG | 4, at UTA (1/9/14) | 4, at UTA (1/9/14) |
| FT | 9, two times | 9, two times |
| Ast | 4, vs. Thom (12/9/13) | 4, vs. Thom (12/9/13) |
| Reb | 11, two times | 11, two times |
| Blocks | 3, vs. ULL (1/4/14) | 3, vs. ULL (1/4/14) |
| Steals | 5, vs. UALR (2/15/14) | 5, vs. UALR (2/15/14) |
| Min | 46, vs. ULL (1/4/14) | 46, vs. ULL (1/4/14) |



13 Chinedu Amajoyi

Junior | Guard | 6-3 | 195
Rancho Cucamonga, Calif. | Kilgore College

| | Season-High | Career-High |
|--------|-----------------------|-----------------------|
| Pts | 12, vs. USA (2/27/14) | 12, vs. USA (2/27/14) |
| FG | 4, vs. USA (2/27/14) | 4, vs. USA (2/27/14) |
| 3FG | 3, two times | 3, two times |
| FT | 10, vs. ASU (1/30/14) | 10, vs. ASU (1/30/14) |
| Ast | 2, three times | 2, three times |
| Reb | 8, two times | 8, two times |
| Blocks | 1, two times | 1, two times |
| Steals | 2, two times | 2, two times |
| Min | 36, at ASU (3/6/14) | 36, at ASU (3/6/14) |

| Opponent | Date | GS | Min | FG-FGA/Pct. | 3FG-FGA | FT-FTA/PCT | O-D-T | PF-FO | A | TO | Blk | Stl | Pts/Avg |
|---------------|----------|-----------|------------|------------------|------------------|------------------|-----------------|-------------|-----------|-----------|----------|----------|---------------|
| Kansas | 11/8/13 | 3 | 0-0/0.000 | 0-0 | 0-0/0.000 | 0-0-0 | 1-0 | 0 | 0 | 0 | 0 | 0 | 0/0.0 |
| Samford | 11/18/13 | 6 | 2-3/667 | 0-1 | 2-4/500 | 2-0-2 | 0-0 | 0 | 0 | 0 | 0 | 0 | 6/3.0 |
| NSU | 11/21/13 | 3 | 1-2/500 | 0-1 | 0-0/0.000 | 0-0-0 | 0-0 | 0 | 0 | 0 | 0 | 0 | 2/2.7 |
| Thomas | 12/9/13 | 4 | 0-0/0.000 | 0-0 | 0-0/0.000 | 0-0-0 | 0-0 | 0 | 0 | 0 | 0 | 0 | 0/2.0 |
| LSU | 12/14/13 | | | | DNP | | | | | | | | |
| Ole Miss | 12/18/13 | 1 | 0-0/0.000 | 0-0 | 0-0/0.000 | 0-0-0 | 0-0 | 0 | 1 | 0 | 0 | 0 | 0/1.6 |
| La. Tech | 12/22/13 | | | | DNP | | | | | | | | |
| OSU | 12/27/13 | 14 | 0-2/0.000 | 0-0 | 2-2/1.000 | 1-4-5 | 0-0 | 0 | 2 | 0 | 1 | | 2/1.7 |
| ULL | 1/4/14 | | | | DNP | | | | | | | | |
| UTA | 1/9/14 | | | | DNP | | | | | | | | |
| TX ST | 1/11/14 | 2 | 0-0/0.000 | 0-0 | 0-0/0.000 | 0-0-0 | 0-0 | 0 | 0 | 0 | 0 | 0 | 0/1.4 |
| Troy | 1/16/14 | * 29 | 2-5/400 | 1-3 | 0-0/0.000 | 2-2-4 | 1-0 | 2 | 1 | 0 | 0 | 0 | 5/1.9 |
| USA | 1/18/14 | * 15 | 1-2/500 | 1-1 | 0-0/0.000 | 0-1-1 | 0-0 | 0 | 0 | 0 | 0 | 0 | 3/2.0 |
| WKU | 1/23/14 | * 16 | 0-0/0.000 | 0-0 | 1-2/500 | 1-2-3 | 0-0 | 0 | 2 | 0 | 2 | | 1/1.9 |
| GSU | 1/25/14 | | | | DNP | | | | | | | | |
| ASU | 1/30/14 | * 29 | 0-1/0.000 | 0-0 | 10-12/833 | 0-5-5 | 2-0 | 0 | 0 | 0 | 1 | | 10/2.6 |
| ULL | 2/1/14 | * 13 | 1-2/500 | 1-1 | 0-0/0.000 | 0-2-2 | 0-0 | 1 | 1 | 1 | 0 | 0 | 3/2.7 |
| TX ST | 2/6/14 | * 18 | 3-4/750 | 3-4 | 0-0/0.000 | 0-2-2 | 1-0 | 0 | 0 | 1 | 0 | 0 | 9/3.2 |
| UTA | 2/13/14 | * 21 | 2-7/286 | 1-3 | 2-2/1.000 | 0-3-3 | 0-0 | 1 | 0 | 0 | 0 | 0 | 7/3.4 |
| UALR | 2/15/14 | * 28 | 1-8/125 | 1-5 | 0-0/0.000 | 2-5-7 | 4-0 | 2 | 2 | 0 | 2 | | 3/3.4 |
| GSU | 2/20/14 | * 19 | 3-7/429 | 3-4 | 2-3/667 | 1-4-5 | 2-0 | 0 | 1 | 0 | 0 | 0 | 11/3.9 |
| WKU | 2/22/14 | * 22 | 2-4/500 | 1-2 | 1-4/250 | 0-2-2 | 2-0 | 1 | 3 | 0 | 1 | | 6/4.0 |
| USA | 2/27/14 | * 34 | 4-9/444 | 2-5 | 2-2/1.000 | 0-8-8 | 2-0 | 2 | 0 | 0 | 1 | | 12/4.4 |
| Troy | 3/1/14 | 18 | 1-3/333 | 1-3 | 0-0/0.000 | 0-3-3 | 1-0 | 1 | 1 | 0 | 0 | 0 | 3/4.4 |
| ASU | 3/6/14 | * 36 | 0-7/0.000 | 0-6 | 2-2/1.000 | 1-7-8 | 1-0 | 1 | 1 | 0 | 1 | | 2/4.3 |
| UALR | 3/10/14 | * 23 | 2-2/1.000 | 0-0 | 2-3/667 | 0-4-4 | 0-0 | 1 | 2 | 0 | 0 | 0 | 6/4.3 |
| UTA | 3/13/14 | * 27 | 0-1/0.000 | 0-1 | 0-0/0.000 | 0-3-3 | 0-0 | 0 | 2 | 0 | 0 | 0 | 0/4.1 |
| Totals | | 14 | 381 | 25-69/362 | 15-40/375 | 26-36/722 | 10-57-67 | 17-0 | 12 | 19 | 2 | 9 | 91/4.1 |



20 Evan Sims

Junior | Forward | 6-8 | 235
Houston, Texas | Lamar State-Port Arthur

| | Season-High | Career-High |
|--------|----------------------|----------------------|
| Pts | 2, four times | 2, four times |
| FG | 1, four times | 1, four times |
| 3FG | N/A | N/A |
| FT | 1, at KU (11/8/13) | 1, at KU (11/8/13) |
| Ast | 1, two times | 1, two times |
| Reb | 3, at KU (11/8/13) | 3, at KU (11/8/13) |
| Blocks | 1, two times | 1, two times |
| Steals | 1, at Troy (1/16/14) | 1, at Troy (1/16/14) |
| Min | 18, at USA (1/18/14) | 18, at USA (1/18/14) |

| Opponent | Date | GS | Min | FG-FGA/Pct. | 3FG-FGA | FT-FTA/PCT | O-D-T | PF-FO | A | TO | Blk | Stl | Pts/Avg |
|---------------|----------|----------|-----------|-----------------|------------|----------------|--------------|-------------|----------|----------|----------|----------|--------------|
| Kansas | 11/8/13 | 12 | 0-2/0.000 | 0-0 | 1-4/250 | 0-3-3 | 4-0 | 1 | 1 | 0 | 0 | 0 | 1/1.0 |
| Samford | 11/18/13 | 7 | 0-1/0.000 | 0-0 | 0-0/0.000 | 0-1-1 | 1-0 | 0 | 1 | 0 | 0 | 0 | 0/0.5 |
| NSU | 11/21/13 | | | | DNP | | | | | | | | |
| Thomas | 12/9/13 | 4 | 0-1/0.000 | 0-0 | 0-0/0.000 | 0-0-0 | 1-0 | 0 | 1 | 0 | 0 | 0 | 0/0.3 |
| LSU | 12/14/13 | | | | DNP | | | | | | | | |
| Ole Miss | 12/18/13 | | | | DNP | | | | | | | | |
| La. Tech | 12/22/13 | | | | DNP | | | | | | | | |
| OSU | 12/27/13 | 15 | 0-4/0.000 | 0-1 | 0-0/0.000 | 2-0-2 | 2-0 | 0 | 2 | 1 | 0 | 0 | 0/0.3 |
| ULL | 1/4/14 | | | | DNP | | | | | | | | |
| UTA | 1/9/14 | | | | DNP | | | | | | | | |
| TX ST | 1/11/14 | | | | DNP | | | | | | | | |
| Troy | 1/16/14 | 8 | 1-1/1.000 | 0-0 | 0-0/0.000 | 1-0-1 | 1-0 | 0 | 0 | 0 | 1 | | 2/0.6 |
| USA | 1/18/14 | 18 | 1-1/1.000 | 0-0 | 0-0/0.000 | 0-2-2 | 5-1 | 1 | 0 | 1 | 0 | 0 | 2/0.8 |
| WKU | 1/23/14 | * 12 | 1-2/500 | 0-0 | 0-0/0.000 | 0-0-0 | 0-0 | 0 | 0 | 0 | 0 | 0 | 2/1.0 |
| GSU | 1/25/14 | | | | DNP | | | | | | | | |
| ASU | 1/30/14 | 4 | 0-0/0.000 | 0-0 | 0-0/0.000 | 0-0-0 | 0-0 | 0 | 1 | 0 | 0 | 0 | 0/0.9 |
| ULL | 2/1/14 | 11 | 1-1/1.000 | 0-0 | 0-0/0.000 | 0-0-0 | 1-0 | 0 | 0 | 0 | 0 | 0 | 2/1.0 |
| TX ST | 2/6/14 | | | | DNP | | | | | | | | |
| UTA | 2/13/14 | | | | DNP | | | | | | | | |
| UALR | 2/15/14 | | | | DNP | | | | | | | | |
| GSU | 2/20/14 | | | | DNP | | | | | | | | |
| WKU | 2/22/14 | | | | DNP | | | | | | | | |
| USA | 2/27/14 | | | | DNP | | | | | | | | |
| Troy | 3/1/14 | | | | DNP | | | | | | | | |
| ASU | 3/6/14 | | | | DNP | | | | | | | | |
| UALR | 3/10/14 | | | | DNP | | | | | | | | |
| UTA | 3/13/14 | | | | DNP | | | | | | | | |
| Totals | | 1 | 91 | 4-13/308 | 0-1 | 1-4/250 | 3-6-9 | 15-1 | 2 | 6 | 2 | 1 | 9/1.0 |



15 Kyle Koszuta

Sophomore | Guard | 6-2 | 190
Niceville, Fla. | Niceville HS

| | Season-High | Career-High |
|--------|-----------------------|-----------------------|
| Pts | 9, at ULL (2/1/14) | 15, vs. WKU (3/8/13) |
| FG | 3, two times | 5, vs. WKU (3/8/13) |
| 3FG | 3, at ULL (2/1/14) | 4, vs. WKU (3/8/13) |
| FT | 2, vs. TXST (1/11/14) | 4, vs. ASU (2/16/13) |
| Ast | 2, vs. TXST (1/11/14) | 6, vs. FAU (12/29/12) |
| Reb | 2, at Miss (12/18/13) | 3, vs. WKU (3/8/13) |
| Blocks | N/A | N/A |
| Steals | 2, two times | 4, vs. FAU (12/29/12) |
| Min | 21, two times | 36, vs. WKU (3/8/13) |

| Opponent | Date | GS | Min | FG-FGA/Pct. | 3FG-FGA | FT-FTA/PCT | O-D-T | PF-FO | A | TO | Blk | Stl | Pts/Avg |
|----------|----------|-----|-----------|-------------|-----------|------------|-------|-------|---|----|-----|--------|---------|
| Kansas | 11/8/13 | 21 | 0-2/0.000 | 0-1 | 0-0/0.000 | 0-0-0 | 2-0 | 1 | 1 | 0 | 0 | 0 | 0/0.0 |
| Samford | 11/18/13 | 13 | 0-4/0.000 | 0-3 | 0-0/0.000 | 0-0-0 | 1-0 | 1 | 1 | 0 | 1 | 0 | 0/0.0 |
| NSU | 11/21/13 | 15 | 1-2/500 | 1-2 | 0-0/0.000 | 0-1-1 | 1-0 | 0 | 0 | 0 | 0 | 1 | 3/1.0 |
| Thomas | 12/9/13 | 7 | 3-3/1.000 | 1-1 | 0-0/0.000 | 0-0-0 | 0-0 | 0 | 1 | 0 | 0 | 0 | 7/2.5 |
| LSU | 12/14/13 | 12 | 1-5/200 | 0-3 | 0-0/0.000 | 0-0-0 | 0-0 | 0 | 2 | 0 | 2 | 2 | 2/2.4 |
| Ole Miss | 12/18/13 | 13 | 2-6/333 | 2-4 | 0-0/0.000 | 0-2-2 | 1-0 | 0 | 0 | 0 | 0 | 0 | 6/3.0 |
| La. Tech | 12/22/13 | 5 | 1-1/1.000 | 0-0 | 0-0/0.000 | 0-0-0 | 1-0 | 0 | 0 | 0 | 0 | 2 | 2/2.9 |
| OSU | 12/27/13 | 21 | 0-4/0.000 | 0-4 | 0-0/0.000 | 1-0-1 | 1-0 | 1 | 0 | 0 | 0 | 0 | 0/2.5 |
| ULL | 1/4/14 | 13 | 2-3/667 | 2-2 | 0-2/0.000 | 0-1-1 | 1-0 | 1 | 0 | 0 | 0 | 1 | 6/2.9 |
| UTA | 1/9/14 | 12 | 1-3/333 | 1-3 | 0-0/0.000 | 0-1-1 | 1-0 | 0 | 1 | 0 | 0 | 0 | 3/2.9 |
| TX ST | 1/11/14 | 15 | 0-3/0.000 | 0-2 | 2-3/667 | 0-0-0 | 1-0 | 2 | 0 | 0 | 0 | 1 | 2/2.8 |
| Troy | 1/16/14 | | | | DNP | | | | | | | | |
| USA | 1/18/14 | 2 | 0-0/0.000 | 0-0 | 0-0/0.000 | 0-0-0 | 0-0 | 0 | 0 | 0 | 0 | 0 | 0/2.6 |
| WKU | 1/23/14 | 4 | 0-1/0.000 | 0-1 | 0-1/0.000 | 0-0-0 | 0-0 | 0 | 0 | 0 | 0 | 0 | 0/2.4 |
| GSU | 1/25/14 | 7 | 0-1/0.000 | 0-1 | 0-0/0.000 | 1-1-2 | 0-0 | 0 | 1 | 0 | 0 | 0 | 0/2.2 |
| ASU | 1/30/14 | | | | DNP | | | | | | | | |
| ULL | 2/1/14 | 19 | 3-7/429 | 3-6 | 0-0/0.000 | 0-0-0 | 2-0 | 1 | 0 | 0 | 0 | 1 | 9/2.7 |
| TX ST | 2/6/14 | 2 | 0-0/0.000 | 0-0 | 0-0/0.000 | 0-0-0 | 0-0 | 0 | 1 | 0 | 0 | 0 | 2/2.5 |
| UTA | 2/13/14 | | | | DNP | | | | | | | | |
| UALR | 2/15/14 | 2 | 0-1/0.000 | 0-1 | 0-0/0.000 | 0-0-0 | 0-0 | 0 | 0 | 0 | 0 | 0 | 0/2.4 |
| GSU | 2/20/14 | 6 | 0-1/0.000 | 0-1 | 0-0/0.000 | 0-0-0 | 0-0 | 0 | 0 | 0 | 0 | 0 | 0/2.2 |
| WKU | 2/22/14 | 1 | 0-0/0.000 | 0-0 | 0-0/0.000 | 0-0-0 | 1-0 | 0 | 0 | 0 | 0 | 0 | 0/2.1 |
| USA | 2/27/14 | | | | DNP | | | | | | | | |
| Troy | 3/1/14 | 3 | 0-0/0.000 | 0-0 | 0-0/0.000 | 0-0-0 | 0-0 | 0 | 0 | 0 | 0 | 0 | 0/2.0 |
| ASU | 3/6/14 | 0+ | 0-0/0.000 | 0-0 | 0-0/0.000 | 0-0-0 | 0-0 | 0 | 0 | 0 | 0 | 0 | 0/1.9 |
| UALR | 3/10/14 | | | | DNP | | | | | | | | |
| UTA | 3/13/14 | | | | DNP | | | | | | | | |
| Totals | | 193 | 14-46/304 | 10-35/286 | 2-6/333 | 2-6-8 | 13-0 | 7 | 8 | 0 | 7 | 42/2.0 | |



22 Lance Richard

Freshman | Guard | 5-10 | 170
Monroe, La. | Sterlington HS

| | Season-High | Career-High |
|--------|-------------|-------------|
| Pts | N/A | N/A |
| FG | N/A | N/A |
| 3FG | N/A | N/A |
| FT | N/A | N/A |
| Asst | N/A | N/A |
| Reb | N/A | N/A |
| Blocks | N/A | N/A |
| Steals | N/A | N/A |
| Min | N/A | N/A |

| Opponent | Date | GS | Min | FG-FGA/Pct. | 3FG-FGA | FT-FTA/PCT | O-D-T | PF-FO | A | TO | Blk | Stl | Pts/Avg |
|---------------|----------|----|-----|-------------|---------|--------------------|-------|-------|---|----|-----|-----|---------|
| Kansas | 11/8/13 | | | | | DNP | | | | | | | |
| Samford | 11/18/13 | | | | | DNP | | | | | | | |
| NSU | 11/21/13 | | | | | DNP | | | | | | | |
| Thomas | 12/9/13 | | | | | DNP | | | | | | | |
| LSU | 12/14/13 | | | | | DNP | | | | | | | |
| Ole Miss | 12/18/13 | | | | | DNP | | | | | | | |
| La. Tech | 12/22/13 | | | | | DNP | | | | | | | |
| OSU | 12/27/13 | | | | | DNP | | | | | | | |
| ULL | 1/4/14 | | | | | DNP | | | | | | | |
| UTA | 1/9/14 | | | | | DNP | | | | | | | |
| TX ST | 1/11/14 | | | | | DNP | | | | | | | |
| Troy | 1/16/14 | | | | | DNP | | | | | | | |
| USA | 1/18/14 | | | | | DNP | | | | | | | |
| WKU | 1/23/14 | | | | | DNP | | | | | | | |
| GSU | 1/25/14 | | | | | DNP | | | | | | | |
| ASU | 1/30/14 | | | | | DNP | | | | | | | |
| ULL | 2/1/14 | | | | | DNP | | | | | | | |
| TX ST | 2/6/14 | | | | | DNP | | | | | | | |
| UTA | 2/13/14 | | | | | DNP | | | | | | | |
| UALR | 2/15/14 | | | | | DNP | | | | | | | |
| GSU | 2/20/14 | | | | | DNP | | | | | | | |
| WKU | 2/22/14 | | | | | DNP | | | | | | | |
| USA | 2/27/14 | | | | | DNP | | | | | | | |
| Troy | 3/1/14 | | | | | DNP | | | | | | | |
| ASU | 3/6/14 | | | | | DNP | | | | | | | |
| UALR | 3/10/14 | | | | | DNP | | | | | | | |
| UTA | 3/13/14 | | | | | DNP | | | | | | | |
| Totals | | | | | | Redshirting | | | | | | | |



23 Millann Brown

Senior | Forward | 6-7 | 230
Gunnison, Miss. | East Mississippi CC

| | Season-High | Career-High |
|--------|---------------------|-----------------------|
| Pts | 5, vs. ULL (1/4/14) | 21, vs. NT (2/14/13) |
| FG | 2, vs. ULL (1/4/14) | 9, vs. NT (2/14/13) |
| 3FG | N/A | N/A |
| FT | 2, at KU (11/8/13) | 3, at NT (2/14/13) |
| Ast | 1, two times | 4, vs. WKU (3/8/13) |
| Reb | 8, vs. ULL (1/4/14) | 12, vs. WKU (2/21/13) |
| Blocks | 1, two times | 2, at FIU (2/2/13) |
| Steals | 1, three times | 3, vs. LTU (11/24/12) |
| Min | 18, two times | 36, at ASU (1/19/13) |

| Opponent | Date | GS | Min | FG-FGA/Pct. | 3FG-FGA | FT-FTA/PCT | O-D-T | PF-FO | A | TO | Blk | Stl | Pts/Avg |
|---------------|----------|------------|------------------|-------------|-----------------|-----------------|-------------|----------|-----------|----------|----------|----------|---------------|
| Kansas | 11/8/13 | 4 | 0-1/0.00 | 0-0 | 2-2/1.000 | 0-0-0 | 2-0 | 0 | 0 | 0 | 0 | 0 | 2/2.0 |
| Samford | 11/18/13 | 12 | 0-3/0.00 | 0-0 | 0-0/0.00 | 3-1-4 | 3-0 | 0 | 1 | 0 | 0 | 0 | 0/1.0 |
| NSU | 11/21/13 | 12 | 1-1/1.000 | 0-0 | 0-0/0.00 | 1-2-3 | 1-0 | 0 | 1 | 0 | 0 | 0 | 2/1.3 |
| Thomas | 12/9/13 | 14 | 0-1/0.00 | 0-0 | 1-2/500 | 2-3-5 | 3-0 | 0 | 1 | 0 | 1 | 1 | 1/1.3 |
| LSU | 12/14/13 | 12 | 1-2/500 | 0-0 | 0-0/0.00 | 0-1-1 | 2-0 | 0 | 0 | 1 | 0 | 0 | 2/1.4 |
| Ole Miss | 12/18/13 | 15 | 1-1/1.000 | 0-0 | 0-0/0.00 | 1-2-3 | 0-0 | 0 | 2 | 0 | 1 | 3 | 3/1.5 |
| La. Tech | 12/22/13 | 3 | 0-0/0.00 | 0-0 | 0-0/0.00 | 0-0-0 | 0-0 | 0 | 0 | 0 | 0 | 0 | 0/1.3 |
| OSU | 12/27/13 | 13 | 1-2/500 | 0-0 | 0-0/0.00 | 1-1-2 | 5-1 | 0 | 2 | 0 | 0 | 0 | 2/1.4 |
| ULL | 1/4/14 | 18 | 2-4/500 | 0-0 | 1-6/167 | 5-3-8 | 3-0 | 0 | 1 | 1 | 0 | 0 | 5/1.8 |
| UTA | 1/9/14 | 14 | 1-1/1.000 | 0-0 | 0-1/0.00 | 0-0-0 | 0-0 | 0 | 0 | 0 | 1 | 2 | 2/1.8 |
| TX ST | 1/11/14 | 18 | 1-2/500 | 0-0 | 0-0/0.00 | 4-0-4 | 2-0 | 1 | 1 | 0 | 0 | 0 | 2/1.8 |
| Troy | 1/16/14 | | | | DNP | | | | | | | | |
| USA | 1/18/14 | | | | DNP | | | | | | | | |
| WKU | 1/23/14 | | | | DNP | | | | | | | | |
| GSU | 1/25/14 | | | | DNP | | | | | | | | |
| ASU | 1/30/14 | | | | DNP | | | | | | | | |
| ULL | 2/1/14 | | | | DNP | | | | | | | | |
| TX ST | 2/6/14 | | | | DNP | | | | | | | | |
| UTA | 2/13/14 | | | | DNP | | | | | | | | |
| UALR | 2/15/14 | 3 | 0-0/0.00 | 0-0 | 0-2/0.00 | 0-0-0 | 0-0 | 0 | 0 | 0 | 0 | 0 | 0/1.7 |
| GSU | 2/20/14 | 1 | 0-0/0.00 | 0-0 | 0-0/0.00 | 0-0-0 | 0-0 | 0 | 0 | 0 | 0 | 0 | 0/1.5 |
| WKU | 2/22/14 | 4 | 1-1/1.000 | 0-0 | 0-0/0.00 | 0-1-1 | 1-0 | 0 | 0 | 0 | 0 | 0 | 2/1.6 |
| USA | 2/27/14 | 8 | 1-1/1.000 | 0-0 | 0-0/0.00 | 1-0-1 | 1-0 | 1 | 1 | 0 | 0 | 0 | 2/1.6 |
| Troy | 3/1/14 | 9 | 0-0/0.00 | 0-0 | 1-2/500 | 2-0-2 | 2-0 | 0 | 1 | 0 | 0 | 0 | 1/1.6 |
| ASU | 3/6/14 | 1 | 0-0/0.00 | 0-0 | 0-0/0.00 | 0-0-0 | 0-0 | 0 | 0 | 0 | 0 | 0 | 0/1.5 |
| UALR | 3/10/14 | 2 | 0-0/0.00 | 0-0 | 1-2/500 | 1-0-1 | 0-0 | 0 | 0 | 0 | 0 | 0 | 1/1.4 |
| UTA | 3/13/14 | | | | DNP | | | | | | | | |
| Totals | | 163 | 10-20/500 | 0-0 | 6-17/353 | 21-14-35 | 25-1 | 2 | 11 | 2 | 3 | 3 | 26/1.4 |



34 Leon Carswell JJ

Junior | Forward | 6-3 | 225
Bossier City, La. | Hannibal-LaGrange Univ.

| | Season-High | Career-High |
|--------|----------------------|----------------------|
| Pts | 2, at OSU (12/27/13) | 2, at OSU (12/27/13) |
| FG | N/A | N/A |
| 3FG | N/A | N/A |
| FT | 2, at OSU (12/27/13) | 2, at OSU (12/27/13) |
| Ast | N/A | N/A |
| Reb | 2, at OSU (12/27/13) | 2, at OSU (12/27/13) |
| Blocks | N/A | N/A |
| Steals | N/A | N/A |
| Min | 5, at OSU (12/27/13) | 5, at OSU (12/27/13) |

| Opponent | Date | GS | Min | FG-FGA/Pct. | 3FG-FGA | FT-FTA/PCT | O-D-T | PF-FO | A | TO | Blk | Stl | Pts/Avg |
|---------------|----------|----------|-----------------|-------------|------------------|--------------|------------|----------|----------|----------|----------|----------|--------------|
| Kansas | 11/8/13 | | | | DNP | | | | | | | | |
| Samford | 11/18/13 | | | | DNP | | | | | | | | |
| NSU | 11/21/13 | | | | DNP | | | | | | | | |
| Thomas | 12/9/13 | | | | DNP | | | | | | | | |
| LSU | 12/14/13 | | | | DNP | | | | | | | | |
| Ole Miss | 12/18/13 | | | | DNP | | | | | | | | |
| La. Tech | 12/22/13 | | | | DNP | | | | | | | | |
| OSU | 12/27/13 | 5 | 0-0/0.00 | 0-0 | 2-2/1.000 | 0-2-2 | 1-0 | 0 | 2 | 0 | 0 | 0 | 2/2.0 |
| ULL | 1/4/14 | | | | DNP | | | | | | | | |
| UTA | 1/9/14 | | | | DNP | | | | | | | | |
| TX ST | 1/11/14 | | | | DNP | | | | | | | | |
| Troy | 1/16/14 | | | | DNP | | | | | | | | |
| USA | 1/18/14 | | | | DNP | | | | | | | | |
| WKU | 1/23/14 | | | | DNP | | | | | | | | |
| GSU | 1/25/14 | | | | DNP | | | | | | | | |
| ASU | 1/30/14 | | | | DNP | | | | | | | | |
| ULL | 2/1/14 | | | | DNP | | | | | | | | |
| TX ST | 2/6/14 | | | | DNP | | | | | | | | |
| UTA | 2/13/14 | | | | DNP | | | | | | | | |
| UALR | 2/15/14 | | | | DNP | | | | | | | | |
| GSU | 2/20/14 | | | | DNP | | | | | | | | |
| WKU | 2/22/14 | | | | DNP | | | | | | | | |
| USA | 2/27/14 | | | | DNP | | | | | | | | |
| Troy | 3/1/14 | | | | DNP | | | | | | | | |
| ASU | 3/6/14 | | | | DNP | | | | | | | | |
| UALR | 3/10/14 | | | | DNP | | | | | | | | |
| UTA | 3/13/14 | | | | DNP | | | | | | | | |
| Totals | | 4 | 0-0/0.00 | 0-0 | 2-2/1.000 | 0-2-2 | 1-0 | 0 | 2 | 0 | 0 | 0 | 2/2.0 |



33 Daniel Grieves

Sophomore | Guard | 6-6 | 210
Bay St. Louis, Miss. | Pearl River CC

| | Season-High | Career-High |
|--------|------------------------|------------------------|
| Pts | 13, vs. SAM (11/18/13) | 13, vs. SAM (11/18/13) |
| FG | 5, vs. SAM (11/18/13) | 5, vs. SAM (11/18/13) |
| 3FG | 3, three times | 3, three times |
| FT | 2, at USA (1/18/14) | 2, at USA (1/18/14) |
| Ast | 1, seven times | 1, seven times |
| Reb | 4, two times | 4, two times |
| Blocks | 1, two times | 1, two times |
| Steals | 1, five times | 1, five times |
| Min | 35, vs. GSU (1/25/14) | 35, vs. GSU (1/25/14) |

| Opponent | Date | GS | Min | FG-FGA/Pct. | 3FG-FGA | FT-FTA/PCT | O-D-T | PF-FO | A | TO | Blk | Stl | Pts/Avg |
|----------|----------|----|-----------|-------------|-----------|------------|---------|-------|---|----|-----|-----|---------|
| Kansas | 11/8/13 | 6 | 2-2/1.000 | 2-2 | 0-0/0.000 | 0-1-1 | 2-0 | 0 | 1 | 0 | 0 | 0 | 6/6.0 |
| Samford | 11/18/13 | 16 | 5-7/714 | 3-5 | 0-1/0.000 | 1-2-3 | 1-0 | 1 | 1 | 0 | 1 | 0 | 13/9.5 |
| NSU | 11/21/13 | 11 | 0-3/0.000 | 0-3 | 0-0/0.000 | 0-2-2 | 1-0 | 0 | 2 | 0 | 1 | 0 | 0/6.3 |
| Thomas | 12/9/13 | 12 | 1-2/500 | 1-2 | 0-0/0.000 | 0-2-2 | 1-0 | 0 | 0 | 0 | 0 | 0 | 3/5.5 |
| LSU | 12/14/13 | 14 | 2-5/400 | 2-4 | 0-0/0.000 | 0-1-1 | 1-0 | 0 | 0 | 0 | 0 | 0 | 6/5.6 |
| Ole Miss | 12/18/13 | 19 | 1-3/333 | 1-2 | 0-0/0.000 | 0-0-0 | 4-0 | 1 | 1 | 0 | 0 | 0 | 4/5.2 |
| La. Tech | 12/22/13 | 8 | 0-2/0.000 | 0-2 | 0-0/0.000 | 0-1-1 | 1-0 | 1 | 1 | 0 | 0 | 0 | 0/4.4 |
| OSU | 12/27/13 | 21 | 1-9/111 | 0-5 | 0-0/0.000 | 1-0-1 | 3-0 | 1 | 0 | 0 | 0 | 0 | 2/4.1 |
| ULL | 1/4/14 | | | | DNP | | | | | | | | |
| UTA | 1/9/14 | | | | DNP | | | | | | | | |
| TX ST | 1/11/14 | 9 | 0-3/0.000 | 0-2 | 0-0/0.000 | 1-1-2 | 0-0 | 0 | 0 | 0 | 0 | 1 | 0/3.7 |
| Troy | 1/16/14 | 11 | 3-5/600 | 3-4 | 0-0/0.000 | 0-0-0 | 3-0 | 0 | 0 | 0 | 0 | 0 | 9/4.2 |
| USA | 1/18/14 | 24 | 3-8/375 | 2-7 | 2-2/1.000 | 2-2-4 | 2-0 | 0 | 0 | 0 | 0 | 0 | 10/4.7 |
| WKU | 1/23/14 | 16 | 2-6/333 | 2-6 | 0-0/0.000 | 0-2-2 | 1-0 | 0 | 0 | 0 | 0 | 1 | 6/4.8 |
| GSU | 1/25/14 | 35 | 4-11/364 | 2-9 | 0-0/0.000 | 0-2-2 | 4-0 | 1 | 0 | 0 | 0 | 0 | 10/5.2 |
| ASU | 1/30/14 | 10 | 2-5/400 | 2-5 | 0-0/0.000 | 0-1-1 | 1-0 | 0 | 0 | 1 | 0 | 0 | 6/5.3 |
| ULL | 2/1/14 | 14 | 1-1/1.000 | 1-1 | 0-0/0.000 | 0-0-0 | 3-0 | 0 | 0 | 0 | 0 | 0 | 3/5.1 |
| TX ST | 2/6/14 | 4 | 0-0/0.000 | 0-0 | 1-2/500 | 0-0-0 | 0-0 | 0 | 0 | 0 | 0 | 0 | 1/4.9 |
| UTA | 2/13/14 | 6 | 1-2/500 | 1-2 | 0-0/0.000 | 0-1-1 | 1-0 | 1 | 0 | 0 | 0 | 0 | 3/4.8 |
| UALR | 2/15/14 | 12 | 0-3/0.000 | 0-3 | 1-2/500 | 1-2-3 | 1-0 | 1 | 1 | 0 | 1 | 1 | 1/4.6 |
| GSU | 2/20/14 | 17 | 1-3/333 | 1-2 | 0-0/0.000 | 1-1-2 | 3-0 | 0 | 1 | 0 | 0 | 0 | 3/4.5 |
| WKU | 2/22/14 | 6 | 1-4/250 | 1-3 | 1-1/1.000 | 1-1-2 | 0-0 | 1 | 0 | 0 | 0 | 0 | 4/4.5 |
| USA | 2/27/14 | 5 | 0-0/0.000 | 0-0 | 0-0/0.000 | 0-0-0 | 1-0 | 0 | 0 | 0 | 0 | 0 | 0/4.2 |
| Troy | 3/1/14 | 1 | 0-1/0.000 | 0-1 | 0-0/0.000 | 0-0-0 | 0-0 | 0 | 1 | 0 | 0 | 0 | 0/4.0 |
| ASU | 3/6/14 | 15 | 3-5/600 | 2-4 | 0-0/0.000 | 0-3-3 | 4-0 | 0 | 0 | 1 | 0 | 0 | 8/4.2 |
| UALR | 3/10/14 | 12 | 0-4/0.000 | 0-4 | 0-0/0.000 | 0-1-1 | 1-0 | 1 | 0 | 0 | 0 | 0 | 0/4.0 |
| UTA | 3/13/14 | 14 | 3-8/375 | 3-7 | 0-0/0.000 | 1-3-4 | 1-0 | 0 | 0 | 0 | 0 | 0 | 9/4.2 |
| Totals | | 1 | 318 | 36-102/353 | 29-85/341 | 5-8/625 | 9-29-38 | 35-0 | 9 | 9 | 2 | 7 | 106/4.2 |



35 Colten Ponder

Sophomore | Forward | 6-5 | 215
Shreveport, La. | Calvary Baptist Academy

| | Season-High | Career-High |
|--------|----------------------|-----------------------|
| Pts | N/A | N/A |
| FG | N/A | N/A |
| 3FG | N/A | N/A |
| FT | N/A | N/A |
| Asst | N/A | N/A |
| Reb | N/A | 1, vs. LTU (11/24/12) |
| Blocks | N/A | N/A |
| Steals | N/A | N/A |
| Min | 2, at OSU (12/27/13) | 2, at OSU (12/27/13) |

| Opponent | Date | GS | Min | FG-FGA/Pct. | 3FG-FGA | FT-FTA/PCT | O-D-T | PF-FO | A | TO | Blk | Stl | Pts/Avg |
|----------|----------|----|-----|-------------|---------|------------|-------|-------|---|----|-----|-----|---------|
| Kansas | 11/8/13 | | | | | DNP | | | | | | | |
| Samford | 11/18/13 | | | | | DNP | | | | | | | |
| NSU | 11/21/13 | | | | | DNP | | | | | | | |
| Thomas | 12/9/13 | | | | | DNP | | | | | | | |
| LSU | 12/14/13 | | | | | DNP | | | | | | | |
| Ole Miss | 12/18/13 | | | | | DNP | | | | | | | |
| La. Tech | 12/22/13 | | | | | DNP | | | | | | | |
| OSU | 12/27/13 | 2 | | 0-0/.000 | 0-0 | 0-0/.000 | 0-0-0 | 0-0 | 0 | 0 | 0 | 0 | 0/0.0 |
| ULL | 1/4/14 | | | | | DNP | | | | | | | |
| UTA | 1/9/14 | | | | | DNP | | | | | | | |
| TX ST | 1/11/14 | | | | | DNP | | | | | | | |
| Troy | 1/16/14 | | | | | DNP | | | | | | | |
| USA | 1/18/14 | | | | | DNP | | | | | | | |
| WKU | 1/23/14 | | | | | DNP | | | | | | | |
| GSU | 1/25/14 | | | | | DNP | | | | | | | |
| ASU | 1/30/14 | | | | | DNP | | | | | | | |
| ULL | 2/1/14 | | | | | DNP | | | | | | | |
| TX ST | 2/6/14 | | | | | DNP | | | | | | | |
| UTA | 2/13/14 | | | | | DNP | | | | | | | |
| UALR | 2/15/14 | | | | | DNP | | | | | | | |
| GSU | 2/20/14 | | | | | DNP | | | | | | | |
| WKU | 2/22/14 | | | | | DNP | | | | | | | |
| USA | 2/27/14 | | | | | DNP | | | | | | | |
| Troy | 3/1/14 | | | | | DNP | | | | | | | |
| ASU | 3/6/14 | | | | | DNP | | | | | | | |
| UALR | 3/10/14 | | | | | DNP | | | | | | | |
| UTA | 3/13/14 | | | | | DNP | | | | | | | |
| Totals | | 2 | | 0-0/.000 | 0-0 | 0-0/.000 | 0-0-0 | 0-0 | 0 | 0 | 0 | 0 | 0/0.0 |



Warhawks Men's Basketball

University of Louisiana at Monroe



Media Roster



0 Marvin Williams

Junior | Center | 6-8 | 245
Memphis, Tenn.
NW Florida State College
8.5 ppg, 4.8 rpg, .486 FG%



13 Chinedu Amajoyi

Junior | Guard | 6-3 | 195
Rancho Cucamonga, Calif.
Kilgore College
4.1 ppg, .362 FG%, .375 3FG%



1 Jayon James

Senior | Forward | 6-6 | 225
Paterson, N.J.
Lamar State-Port Arthur
9.6 ppg, 6.0 rpg, 4.6 apg



15 Kyle Koszuta

Sophomore | Guard | 6-2 | 190
Niceville, Fla.
Niceville HS
1.9 ppg, .304 FG%, .286 3FG%




2 DeMondre Harvey

Sophomore | Forward | 6-7 | 210
Minden, La.
Pearl River CC
3.1 ppg, 3.4 rpg, .531 FG%



20 Evan Sims

Junior | Forward | 6-8 | 235
Houston, Texas
Lamar State-Port Arthur
1.0 ppg, 1.0 rpg, .308 FG%



3 Marcellis Hansberry

Senior | Guard | 6-0 | 185
Jackson, Miss.
Provine HS
ACL Injury




22 Lance Richard

Freshman | Guard | 5-10 | 170
Monroe, La.
Sterlington HS
Redshirting




4 R.J. McCray

Senior | Guard | 6-2 | 190
Arlington, Texas
Grace Prep Academy
4.3 ppg, .400 FG%, .400 3FG%




23 Millann Brown

Senior | Forward | 6-7 | 230
Gunnison, Miss.
East Mississippi CC
1.4 ppg, 1.9 rpg, .500 FG%




10 Amos Olatayo

Senior | Guard | 6-4 | 200
Houston, Texas
Navarro College
13.2 ppg, 5.3 rpg, .453 FG%




33 Daniel Grieves

Sophomore | Guard | 6-6 | 210
Bay St. Louis, Miss.
Pearl River CC
4.2 ppg, .353 FG%, .341 3FG%




11 Nick Coppola

Freshman | Guard | 5-11 | 195
Richmond, Va.
Benedictine Prep
6.9 ppg, 3.3 apg, .351 3FG%



34 Leon Carswell JJ

Junior | Forward | 6-3 | 225
Bossier City, La.
Hannibal-LaGrange University
2.0 ppg, 2.0 rpg, (one appearance)



12 Tylor Ongwae

Junior | Forward | 6-7 | 205
Eldoret, Kenya
Ranger College
16.2 ppg, 5.8 rpg, .422 FG%



35 Colten Ponder

Sophomore | Forward | 6-5 | 215
Shreveport, La.
Calvary Baptist Academy
2 mins (one appearance)